



ADARSH VIDYA NIKETAN SENIOR SECONDARY SCHOOL

HOLIDAY HOMEWORK FOR CLASS -VI (2026-27)

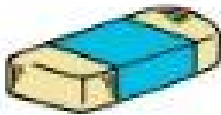


Holiday Homework

Name

Roll No.

Class



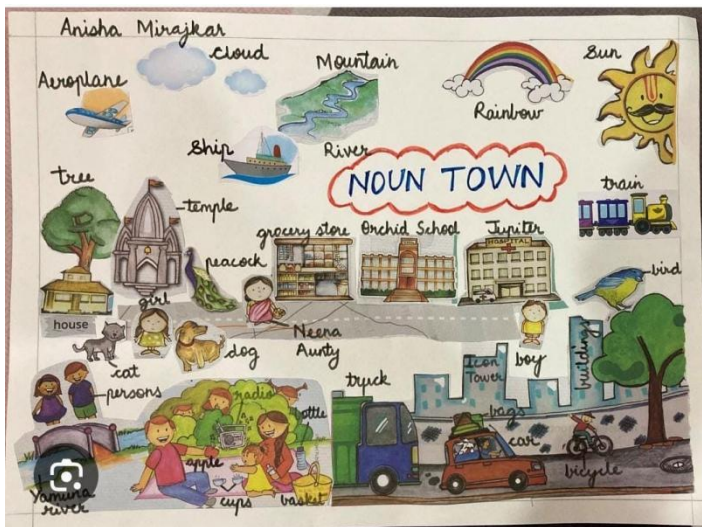
English

NOUN TOWN (Roll no. 1 to 7)

In noun town project students will individually create a person, place, animal and thing to go in town. This is a fun way for students to show what they know about nouns.

INSTRUCTIONS:

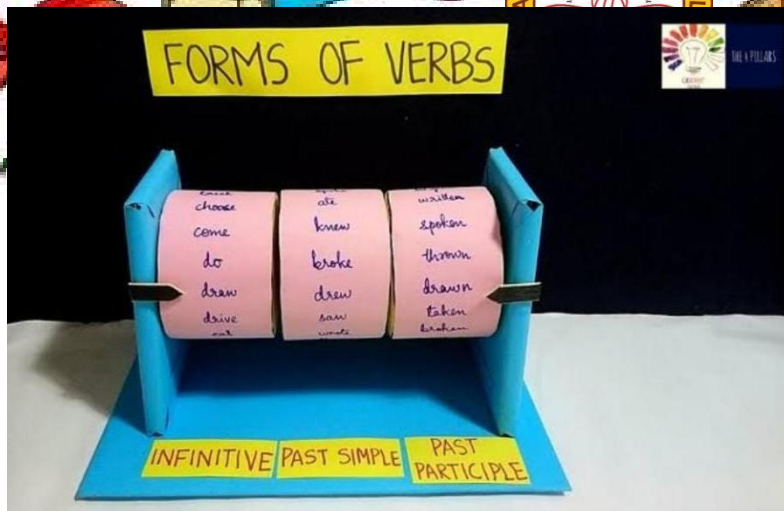
To create a noun town cut or tear paper art and construction paper to create or draw their nouns and cut them out to create a noun town. Try to use all kinds of nouns like collective, material, abstract, proper and common noun. The students must not copy the picture given below. Their art should be based on their own creativity and imagination.



VERBS WHEEL (Roll no. 8 to 14)

Verbs wheel is a 3D model to show different forms of verbs. This will help the students in learning different forms of verbs





QUOTATIONS WALL HANGING (Roll no. 15 to 22)

Wall hanging is a large decorative piece of fabric or other material to be hung on the wall of a room.

INSTRUCTIONS:

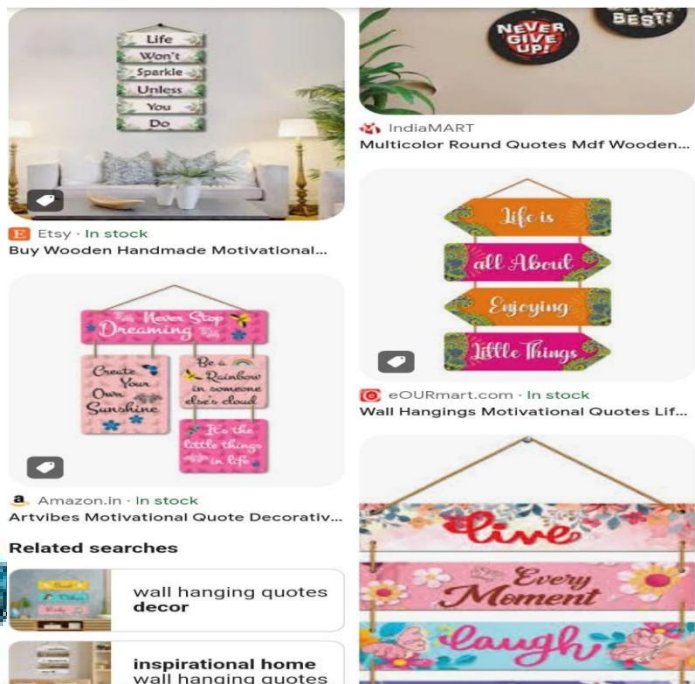
Design your shape: Choose a design or theme for your wall hanging.

Cut out shapes

Write beautiful quotations creatively.

Create hanging element.

Attach hanging element.





PEN STAND WITH ABSTRACT NOUN (Roll no. 23 to 30)

Abstract noun refers to something non physical something conceptual that you cant perceive from your senses. Example : truth, honesty.

INSTRUCTIONS- refer to BBC for list of abstract nouns

Craft a pen stand with paper or cardboard. Write 10-15 abstract nouns on all the outer walls of the pen stand. Decorate and make it colourful with your imagination.



How To Make Pen Stand Easy | Beautiful And Easy Pen Stand From Empty Box |...

Watch >

Uploaded: Jan 19, 2021 · 234 Views · 13 Likes

... #Penstand #Pencilbox #organizer , Follow me on...

More v

Images may be subject to copyright. Learn More

Share

Save

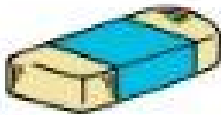


YouTube Useful Organization Craft | Co...



YouTube How to Make a Pen Holder | E...





5. Solve the comprehension passages given at page 11-14 in Assignment Book.

6. Do 'Notice Writing' page B-64 and B-67

7. Do 'Application Writing' in Assignment Book given on page B-113 and B-114.

8. Complete the given worksheet.

Choose the correct action word (verb) from the options given (a, b, or c) and write your answer.

1. The dog _____ at strangers.

- a) barks b) sits c) sleeps

2. I _____ a book every night.

- a) eat b) read c) swim

3. The children _____ in the park.

- a) play b) cry c) sleep

4. He _____ milk in the morning.

- a) drinks b) runs c) writes

5. Birds _____ in the sky.

- a) fly b) walk c) sit

6. My mother _____ tasty food.

- a) cooks b) jumps c) writes

7. We _____ to school by bus.

- a) go b) eat c) sleep

8. She _____ a beautiful song.

- a) sings b) swims c) walks

9. I _____ my homework every day.

- a) do b) fly c) play

10. They _____ stories before bed.


- a) read b) drink c) run

9) Fill in the blanks with appropriate nouns.

a) is my best friend.

b) is a noble virtue.





c) I was born in

d) is the staple food of North Indians.

e) The is a faithful animal.

f) She presented me a of flowers.

g) is a holy book.

h) India won in 1947.

i) The wounded bird cried in

j) A washes clothes.

10) Fill in the blanks with abstract nouns formed from the words in brackets.

a) We should always speak the (true)

b) The audience burst in peels of (laugh)

c) Books give us a lot of (know)

d) Treat animals with (kind)

e) He is a man of great (strong)

f) Sports are a better way of killing (bore) as compared to the television.

g) She's been off work because of (sick)

h) There is (confuse) as to what to do next.

i) The new job is a (promote) for him.

j) I'll try to do my job to the best of my (able)

11) Identify the correct type of the following sentences (Declarative, Interrogative, Imperative or Exclamatory).

a) Can you walk four miles in forty minutes?

b) She is one of the most charming people I've ever met.

c) How beautiful she is!

d) Have some tea, please.

e) Where are you studying?

f) Alas! I've lost my wallet!

g) They don't care for us at all.

h) Don't walk your dog here!

i) Are we going out for a holiday, Dad?

j) Pass the salt, please.



Hindi

*ग्रीष्मावकाश कार्य साफ-सुथरी एवं सुंदर लिखावट में करें।

*सभी कार्य अलग छोटी कॉपी या A4 शीट्स पर करें।

*कार्य शीर्षक के साथ क्रमबद्ध तरीके से करें।

*कार्य समय पर पूरा करके विद्यालय खुलने के पहले दिन जमा करें।

**अभी तक करवाया गया सभी कार्य को अच्छे से याद करें

प्रश्न 1 अपने परिवार के लोगों के नाम लिखिए और उनका वर्ण विच्छेद करके देखिए कि सबसे अधिक ध्वनियों के मेल से बनने वाला नाम किसका है?

प्रश्न 2 कल्पना कीजिए कि एक दिन सभी लोग अलग-अलग बोलियाँ बोलने लगे और कोई किसी की बात न समझ पाए। ऐसी स्थिति में क्या होगा? अपने विचार 6-8 वाक्यों में लिखिए

प्रश्न 3 यदि आपके विद्यालय में कोई नया विद्यार्थी आए और उसे आपकी भाषा समझ न आए, तो आप उसकी सहायता कैसे करेंगे? इस विषय पर 6-8 वाक्यों में अपने विचार लिखिए।

प्रश्न 4 कल्पना कीजिए कि “मधुरवाणी” और “सद्भवहार” दो जादुई शब्द हैं। यदि ये शब्द लोगों के जीवन में सच हो जाएँ, तो समाज में क्या परिवर्तन आएँगे? 5-7 वाक्यों में लिखिए।

प्रश्न 5 अखबार या किसी कहानी की पुस्तक में से तत्सम,

तद्भव, देशज तथा विदेशी शब्द ढूँढकर अपनी डायरी में लिखिए।

प्रश्न 6 (रोल नंबर 1-12) भारत का एक सुंदर मानचित्र बनाइए और उसमें विभिन्न राज्यों की प्रमुख भाषाएँ लिखिए।



साथ में अपनी मातृभाषा के महत्व पर 4-5 पंक्तियाँ लिखिए।

(रोल नंबर 13-24) स्वर और व्यंजन का रंगीन चार्ट बनाइए।

चित्रों की सहायता से प्रत्येक वर्ण के उदाहरण लिखिए।

उदाहरण: अ — अनार 🍎 क — कबूतर 🐦

रोल नंबर 25-35) स्वर संधि के प्रकारों का सुंदर चार्ट बनाइए।

प्रत्येक प्रकार के 2-2 उदाहरण चित्र सहित लिखिए।

उदाहरण: विद्या + आलय = विद्यालय

प्रश्न 7 देशप्रेम से जुड़े शब्दों का “Word Tree” बनाइए, जैसे — प्रेम, एकता, साहस, सम्मान, सेवा आदि।

प्रश्न 8 वर्षा की एक बूंद और सूखी धरती के बीच संवाद लिखिए

प्रश्न 9 कल्पना कीजिए कि खड़गसिंह ने बाद में बाबा भारती को एक पत्र लिखा। वह पत्र लिखिए।

प्रश्न 10 “मूल्यों वाली कॉमिक स्ट्रिप” 🎭 4-6 बॉक्स की छोटी कॉमिक बनाइए।

कहानी में कोई एक मूल्य दिखाइए — जैसे “सच बोलने का महत्व”।

अंत में एक सीख (Moral) लिखिए ।



5. What are co-primes? Give examples of five pairs of co-prime numbers. Are co-primes always prime? If no, illustrate your answer by an example.
6. Find whether the number 217944 is divisible by 6.
7. Find whether 10 and 21 are co prime numbers or not.
8. Find the largest and smallest 4-digit numbers that are divisible by 4 and are also palindromes.
9. Find the HCF of 28 and 36.
10. Find LCM of 6, 8 and 45.

WORKSHEET – 3

FUN ACTIVITY 1:

Consider the given table. Note how each cell may have upto 4 neighbours (left, right, up and down).

56	20	11	66
21	65	78	64
10	19	35	42
99	85	53	75

(i) Extend your knowledge about supercells to colour the supercells in the given table.

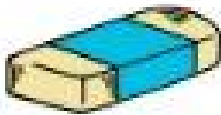
(ii) Can you rearrange the numbers, such that there is exactly one supercell in each row of the table?

FUN ACTIVITY 2:

You might have seen various "Magic Square" puzzles. Here is a variation of that:

2	2	3	12
2	3	5	30
5	2	7	70
20	12	105	

3	2	5	30
2	5	7	70
5	3	2	30
30	30	70	



Note that we have filled the square with prime numbers only, and the product of each row is written on the right of the row, and product of each column is the number below the column.

Can you fill in the numbers in the following puzzles?

			75
			42
			102
170	30	63	

			105
			20
			30
28	125	18	

FUN ACTIVITY 3:

PUZZLES:

I have 3 digits

All my digits are the same.

I am the smallest 3-digit number.

Guess the number


I am even

I am Prime.

I have only 2 factors.

Who I am?





CREATIVE CORNER

1. Draw a big tree.

Prime numbers = fruits

Composite numbers = leaves (Roll number 1-7)

2. Design a Maths Snakes and Ladders game using the concepts of Factors and Multiples, where players climb ladders when they land on multiples of a given number and go down snakes on landing on factors. (Roll no 8-14)
3. Create a model of a city using 3-D geometrical shapes only.(Like cube, cuboid, cylinder).(Roll no 15-21)
4. Make a small park using cardboard or chart paper.

(Include Walking path, Garden, Fountain, Playground

Then calculate:


Perimeter → boundary of park

Area → space covered inside

Example: Garden = Rectangle (Roll no. 22-28)

5. Create a cube using cardboard. Each side contains One maths riddle. Student roll the cube and answer.

(Examples: I am divisible by 2 and 5. who am I?)(Roll no. 28 onwards)



SCIENCE

A. Syllabus Revision:

Revise all concepts covered in the month of April and May.

B. Science Notebook Worksheet:

Solve the following questions neatly.

WORKSHEET 1:

Q1. Define the following terms in one sentence:

- a) Mindful Eating b) Periodic Motion

Q2. Why are fats called energy-giving foods?

Q3. What do you mean by measurement?

Q4. The height of a person is 2.56 m. Express it in cm and mm.

Q5. Identify the standard unit used to measure:

- a) The length of a pencil. b) The distance between two cities.

Q6. Give Reason: Why is eating while watching television considered an unhealthy habit?

Q7. What is the difference between standard and non-standard units of measurement?

Q8. How can we measure the length if the ends of the scale are broken?

Q9. Classify the following as Periodic or Circular motion:

- a) A spinning top. b) A heartbeat.
c) The movement of a giant wheel. d) The swinging of a bell.

Q10. Why is Vitamin C required by our body? Name the sources from which we get Vitamin C.

Q11. Imagine you have to measure the circumference of a tree trunk. Why is a cotton thread better for this than a wooden scale?


Q12. Explain how the motion of a vibrating string is an example of oscillatory motion?

Q13. Fill in the blanks

- a) One metre is divided into 100 equal parts called _____.
b) A balanced diet provides _____ to the body to fight diseases.

Q14. Observe the diagram given below and answer:

A roller-coaster track is made in the shape shown in the figure. A ball starts from point A and escapes through point F.



Identify the types of motion of the ball on the roller-coaster and the corresponding portions of the track.

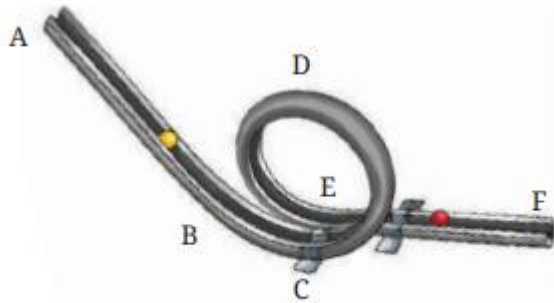


Fig. 5.19: Rollercoaster track

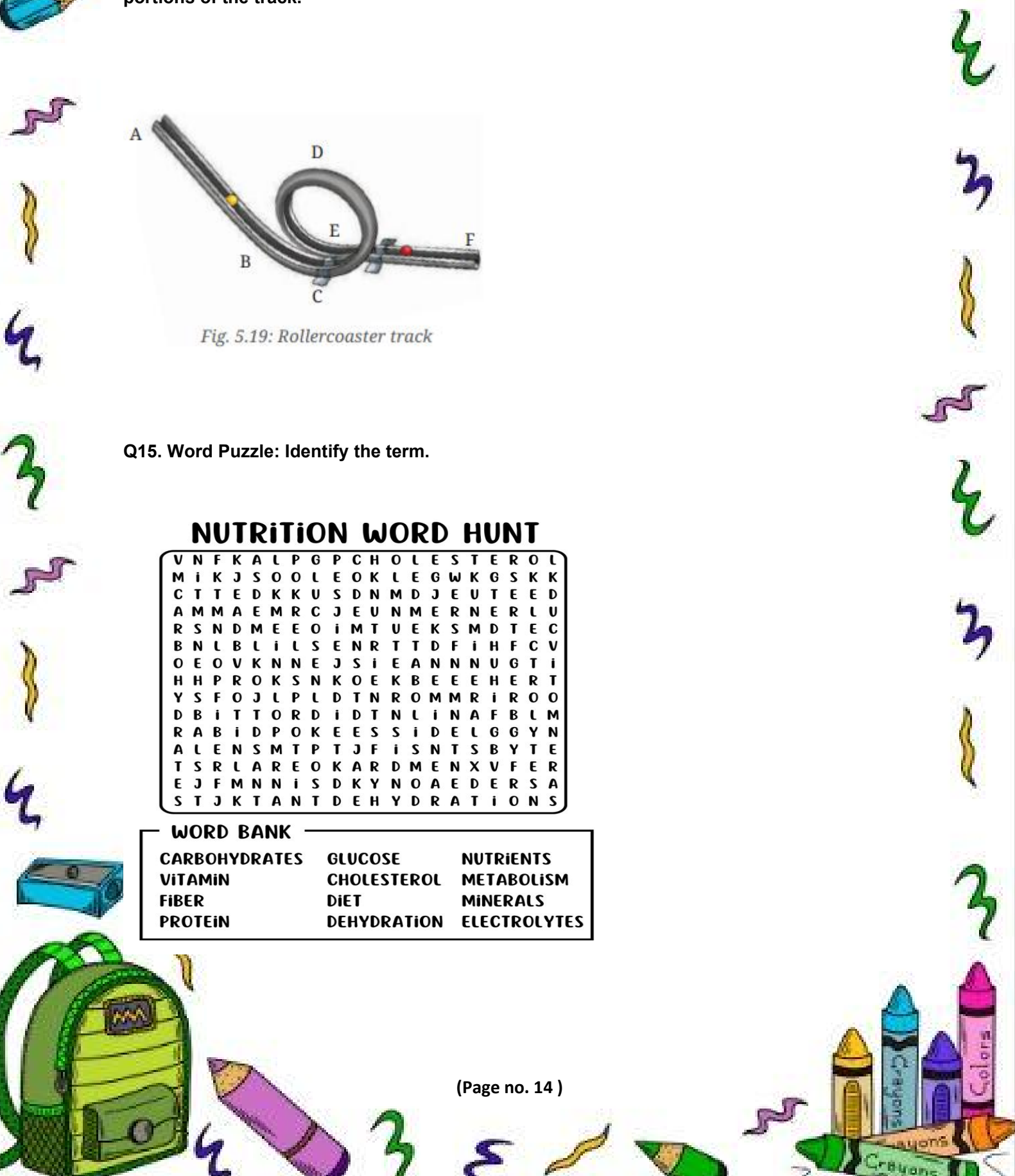
Q15. Word Puzzle: Identify the term.

NUTRITION WORD HUNT

V	N	F	K	A	L	P	G	P	C	H	O	L	E	S	T	E	R	O	L
M	I	K	J	S	O	O	L	E	O	K	L	E	G	W	K	G	S	K	K
C	T	T	E	D	K	K	U	S	D	N	M	D	J	E	U	T	E	E	D
A	M	M	A	E	M	R	C	J	E	U	N	M	E	R	N	E	R	L	U
R	S	N	D	M	E	E	O	I	M	T	U	E	K	S	M	D	T	E	C
B	N	L	B	L	I	L	S	E	N	R	T	T	D	F	I	H	F	C	V
O	E	O	V	K	N	N	E	J	S	I	E	A	N	N	N	U	G	T	I
H	H	P	R	O	K	S	N	K	O	E	K	B	E	E	E	H	E	R	T
Y	S	F	O	J	L	P	L	D	T	N	R	O	M	M	R	I	R	O	O
D	B	I	T	T	O	R	D	I	D	T	N	L	I	N	A	F	B	L	M
R	A	B	I	D	P	O	K	E	E	S	S	I	D	E	L	G	G	Y	N
A	L	E	N	S	M	T	P	T	J	F	I	S	N	T	S	B	Y	T	E
T	S	R	L	A	R	E	O	K	A	R	D	M	E	N	X	V	F	E	R
E	J	F	M	N	I	S	D	K	Y	N	O	A	E	D	E	R	S	A	
S	T	J	K	T	A	N	T	D	E	H	Y	D	R	A	T	I	O	N	S

WORD BANK

CARBOHYDRATES	GLUCOSE	NUTRIENTS
VITAMIN	CHOLESTEROL	METABOLISM
FIBER	DIET	MINERALS
PROTEIN	DEHYDRATION	ELECTROLYTES





C. High Order Thinking Skills (HOTS)

Gourav got a fracture in his leg. His doctor aligned the bones and put on a plaster. The doctor also gave him calcium tablets. On the second visit, the doctor gave him Vitamin D syrup along with calcium tablets.

Answer the following questions:

- Why did the doctor give calcium tablets to Gourav?
- On the second visit, why did the doctor give Vitamin D syrup along with calcium tablets?
- What question arises in your mind about the choices made by the doctor in giving the medicines?

D. Case-Based Question

Mehak and her brother are measuring a table. Mehak uses a plastic ruler, while her brother uses an elastic rubber band.

- Who will get a more accurate and consistent measurement?
- Why is an elastic rubber band not suitable for measuring length?

E. PROJECT WORK (Based on Roll No.)

1. Roll No. 1–6

Deficiency Diseases

Instructions:


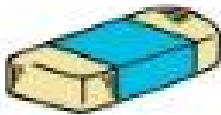
Prepare a project on deficiency diseases.

Make a neat table on A-3 size sheet including:

- Disease
- Symptoms
- Cause of deficiency
- Add food sources that help prevent these diseases.

Draw or paste suitable pictures neatly.

Write a short conclusion on the importance of balanced diet.



2. Roll No. 7–12

Scientists Collage and Achievements

Instructions:

Prepare a collage of famous scientists.

Paste pictures neatly on A-3 size sheets.

Write:

Name of scientist

Field of work

Major achievements/discoveries

Decorate the collage creatively.

Add a short paragraph on the importance of science in our daily life.

3. Roll No. 13–18

Identify Pulses and Millets

Instructions:

Collect samples of pulses and millets available in your kitchen.

Label each item properly.

Write:

Name of pulse/millet

One nutritional benefit

One common dish made from it

Decorate the sheets neatly and creatively.

4. Roll No. 19–24

Poster Making Activity

Topic: “Food is a National Resource, Food is precious. Do not waste food.”

Instructions:

Prepare a colourful poster on A-4 size sheet.

Spread awareness about saving food and avoiding food wastage.

Draw pictures related to food, sharing food, etc.





5. Roll No 25–last

Measure any 5 objects at your home using a ruler or measuring tape.

Write their lengths in centimetres (cm) or metres (m). Also draw or paste pictures of the objects on an A4 size sheets.

Social Science

1 Revise all the chapters covered in the month of April and May.

2 Solve the worksheet in your History register.

Q1. Multiple Choice Questions –

a. Which country has 11 time zones?

- (a) Russia b) Canada c) China

b. The study of fossils is done by:

- (a) Geologist b) Palaeontologists c) Historians

c. Which ancient Chinese term for India also meant ‘heavenly master’?

- (a) Yindu b) Indoi c) Tianzhu

d. Which grain is not a traditional staple across most of India?

- (a) Bajra b) Wheat c) Quinoa

e. What does 1cm = 500 m on a map represent?

- (a) Distance b) Scale c) Direction

Q2. Fill in the blanks: -

1. The world is divided into _____ zones.
2. Early humans domesticated animals such as goats and _____.
3. The opposite line to the Prime Meridian is the _____.
4. Emperor Ashoka used the term _____ to describe his empire.
5. The harvest festival Uttarayan is celebrated in the state of _____.



Q3. Short Answer Type Questions: -

1. Why are symbols important in maps?
2. Name any three occupations of people who contribute to sources of history and explain how each of them helps us.
3. What is the origin of the Chinese term 'Yindu'?
4. What common elements unite India's diverse cuisines?

Q4. HOTS:

How does diversity make India stronger as a nation?

OR

What problems would arise if there were no latitudes and longitudes on maps and globes?

Q5. Projects:


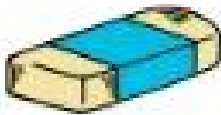
Roll no - 1 to 12

Collect pictures of different types of monuments such as forts, tombs, palaces etc and write the name of the monument, its location and just one feature of each.
(minimum 5 monuments)

Roll no - 13 to 24

Draw a timeline depicting important events of your life

A timeline will show the important events of your life with year, from your birth till date. These events can be the year you were born, started walking, talking, started going to school, when you felt very happy, sad and so on. (The events can be depicted pictorially with captions)



Roll no - 25 onwards

HISTORY MUSEUM BOX

Create a "Mini History Museum" shoebox model.

INCLUDE SOURCES OF HISTORY

Archaeological Sources

*Literary sources

* Inscriptions

* Pottery

* Monuments

* Manuscripts

* Coins

* Tools

DECOARTION IDEAS

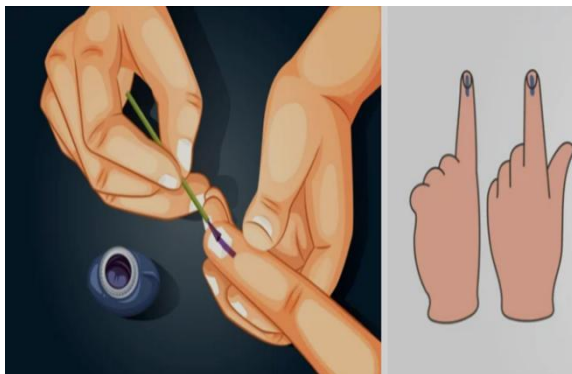
Use labels and miniature models

Add clay pots and coins replicas

Paste printed pictures of monuments

Create small information tags for each item

Q5. Study the picture shown below and answer the following questions:



(a) What do you see in the picture?

(b) Have you ever seen this mark on your parent's fingers?

(c) What does this mark signify?

Q6 Name any two National parties and two Regional Parties. Draw their symbols and mention few leaders from each of these parties.



संस्कृत

1 स्वकीय षट् परिजनाः नामानि लिखित्वा तेषां वर्ण विच्छेदं कुरु ।

(अपने 6 परिजनों के नाम लिखिए और उनका वर्ण विच्छेद कीजिए)

2 स्वकीय शरीराणां अंगानां नाम संस्कृते लिखत तथा तेषां अंगानां वचन,लिंग च अपि लिखत ।

(अपने शरीर के अंगों के नाम संस्कृत में लिखिए तथा उन अंगों के वचन और लिंग भी लिखिए)

3 निम्न वर्गप्रहेलिकायाः पशुपक्षिणां नामानि चित्वा लिखत ।

(निम्न वर्ग पहेली से पशु पक्षियों के नाम चुनकर लिखिए)

ग	भ	लू	पि	उ	सिं
र्द	भ	ल्लू	कः	लू	हः
भः	सा	रि	का	कः	का
वा	न	रः	शु	र	प
मृ	गः	र	कः	त	च

4 चित्रं दृष्ट्वा संस्कृते वाक्य लिखत ।

(चित्र देखकर संस्कृत में वाक्य लिखिए)



5 निम्नलिखित शब्दानां वर्ण विच्छेदं कुरुत ।

(निम्नलिखित शब्दों के वर्ण विच्छेद कीजिए)

आजा , शुक्रः , निर्झरः, मत्स्यः, मूषकः , गर्दभः , पवित्रम्, सूर्यः

6 अधोलिखितवर्णानां संयोगं कृत्वा लिखत ।

(नीचे लिखे वर्णों को जोड़कर लिखिए)

(नाच लिखत)

(क) म् + ऊ + ष् + अ + क् + अः =
 (ख) क् + उ + क् + उ + र् + अः =
 (ग) क् + अ + प् + ओ + त् + अः =
 (घ) श् + उ + क् + अः =
 (ङ) प् + इ + क् + अः =
 (च) आ + म् + र् + अ + म् =
 (छ) म् + ऋ + ग् + अः =
 (ज) व् + आ + न् + अ + र् + अः =
 (झ) उ + ष् + द् + र् + अः =
 (ञ) ब् + अ + क् + अः =
 (ट) भ् + उ + ज् + अ + इ + ग् + अः =
 (ठ) भ् + अ + ल् + ल् + उ + क् + अः =
 (ड) ब् + इ + इ + आ + ल् + आः =
 (ढ) म् + अ + क् + ष् + इ + क् + आः =
 (ण) च् + अ + द् + अ + क् + आः =

8 वर्ग प्रहेलिकया परिवर्तनीय तथा अपरिवर्तनीय धातु चित्वा लिखत ।

(वर्ग पहेली से परिवर्तनीय तथा अपरिवर्तनीय धातु चुनकर लिखिए)


च	प्र	भू	ल	पा
तृ	न	म्	र	व
छ	ह	स्	क्ष	श्
गै	ज	घ्रा	ष	खा
भ्	ग	म्	व	द्

9 पर्यावरण दिवसे भवतां एक वृक्षः उदितः तेषां तस्वीरं शिक्षिकां प्रेषित।

(पर्यावरण दिवस पर एक वृक्ष लगाते हुए फोटो खींचकर अपनी शिक्षिका को भेजिए)

10 त्रयः लिंगानां आधारे गृहस्य विविधः वस्तुनां नाम लिखात्वा तेषां लिंग निर्धारणं कुरुत।

(तीनों लिंगों के आधार पर विद्यालय की विभिन्न वस्तुओं का नाम लिखकर उनका लिंग निर्धारित कीजिए)



Computer

Worksheet - I

Instructions: Complete and paste the given worksheet in Computer Notebook, learn and revise all the work done in book (CODEPILOT) and Notebook.

Q 1. Fill in the blanks:

1. Rows are numbered while columns are labeled with _____.
2. A formula in Excel always begins with a _____ sign.
3. The intersection of a row and a column is called a _____.
4. The default file extension for an Excel workbook is _____.
5. Microsoft PowerPoint is used to create _____.
6. A single page in PowerPoint is called a _____.
7. _____ are used to add movement to objects in slides.
8. The shortcut key to start a slideshow is _____.
9. _____ are ready-made slide designs in PowerPoint.

Q2. Differentiate between :

- a. Slide Animation and Slide Transition in PowerPoint.
- b. Slide and Slide Show in PowerPoint.
- c. Workbook and Worksheet in Excel.
- d. Auto Fill and Flash Fill features in Excel.

Q3. Activity Sheet-

A. Prepare a well- explained 10 slides presentation with Images, Transitions & Animations on the below topics:

Roll no. 1 to 10 - "Green Computing Practices"

Roll no. 11 to 20 - "Healthy Habits"

Roll no. 21 to 30 - "Safe use of Social Media"

Roll no. 30 and above - "Cyber Safety & E-Waste Management"



b. Create an Excel sheet for the following data and answer the questions given below:

Roll No.	Name	Age	Gender	Grade	Maths	Science	English
101	Rahul	17	Male	B	85	78	82
102	Priya	16	Female	A	92	85	88
103	Rohan	18	Male	A	78	80	75
104	Nisha	17	Female	A	88	90	85
105	Sameer	16	Male	B	90	85	80

- ✓ Filter the result on the basis of Grade.
- ✓ Arrange the data on the basis of descending order of English score.
- ✓ Highlight the cells in the Grade column where Grade is B.
- ✓ Use the necessary Auto Fill, Flash Fill features of Excel.
- ✓ Save & Submit the excel file to my mail id divyamalhotra.avn@gmail.com with your roll.no, name and class.



General knowledge

Q 1 'My Mini Newspaper'

Instructions:

Create your own Mini Newspaper (4–6 pages) on A 3 Sized sheets.

Give your newspaper a Creative Name.

Include the following sections:

1. News Report

Write one short news article (real or imaginary).

2. Interview

Take a short interview of a family member (5–6 questions and answers).

3. Story Corner

Write a short story with a title and moral.

4. Weather Report

Describe the weather of your city for a week.

5. The Thinking Corner

Add 1 sudoku or puzzle

6. Illustrations

Draw or paste pictures to make your newspaper attractive.

Q2. Model your Favourite Game

Materials and Tools Required

- Cardboard sheet and chart papers
- Scissors and Glue
- Sketch pens, crayons, or markers



- Buttons, beads, or small stones (for game pieces)
- Scale, Pencil and eraser

Procedure

1. Decide whether you want to make a model of Ludo, Snakes and Ladders, Cricket, Blind Man's Buff, or any other game you enjoy.
2. If it is a board game, plan a neat square or rectangular layout. If it is a playground based game, sketch the field area, boundaries, and important markings.
3. Cut a large cardboard piece to use as the base of your model. Cover it with coloured paper for a neat look.
4. For Ludo/Snakes & Ladders: Draw the grid using a scale and pencil. Colour the squares and add numbers or paths.

For Cricket: Make a pitch using strips of paper or clay. Add stumps using ice-cream sticks. Mark the boundary with a coloured strip.

For Blind Man's Buff: Draw a playground on the base. Mark the boundary lines clearly using markers or thread.

5. Use buttons, beads, or small stones as playing pieces. For cricket, make tiny bats, balls, or players using paper or clay.
6. Add colours, labels, and designs to make the model attractive and easy to understand.
7. Draw a neat sketch of your model or paste a photograph in the space provided in your activity book.





Q3. Learn the History of Your Family and Area

Learning the history of our family and area helps us understand our roots and the heritage of our community. This activity helps us explore stories, traditions, and landmarks that make our locality unique.

Procedure

1. ****Talk to family members:**** Speak with your parents, grandparents, or older relatives to learn about your family's background, traditions, and old possessions.
2. ****Learn about your locality:**** Ask neighbours, elders, and community members about the history of your village, town, or city.
3. ****Explore historical places:**** Visit old buildings, monuments, or important landmarks to understand their purpose and relevance.

4. Make a Questionnaire

Ask the following questions to collect detailed information about the family history and locality:

- Did the village/town/city ever have a different name?
- When was it founded or established?
- From where did the family migrate?
- Any family traditions or customs passed down through generations?
- Any local stories or traditions related to the area?
- Any historical monuments or landmarks/buildings in the locality?
- The oldest artefacts in the house.

5. Write Your Findings

Record all the information in your project notebook. You may also add sketches or photographs.



Precautions

- Be respectful while speaking with elders and community members.
- Take permission before recording details, taking photographs, or entering old buildings.
- Visit public places accompanied by an adult for safety

Note:

Roll No 1 to 10 - Do Q1.



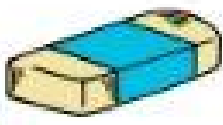
Roll No. 11 to 20 - Do Q2.

Roll No. 21 to 30 - Do Q3.

Q 4 Revise Chapters 1 to 10.

Q5. Stay updated with current affairs for the GK Quiz to be held in the month of July.





Art and Craft

Q1. Make a Wall hanging with a cardboard (reference images given below).

