



ADARSH VIDYA NIKETAN

SENIOR SECONDARY SCHOOL

CLASS-IV (2026-27)



Holiday Homework

Name

Roll No.

Class



Dear Parents

Holidays are always a welcome break from the normal routine and all of us look forward to them. They give us an opportunity to pursue all the activities that we enjoy but never found enough time to indulge in. When used appropriately, homework can reinforce what has been taught, contribute to the development of children, cultivate a healthy disposition towards learning and most importantly, maintain a continuation with the process of education that began at the Learning Center.

The holiday homework for Class IV has been especially designed to strengthen the concepts taken up in ongoing themes. It will also ensure your maximum participation in your child's development plan. Care has been taken to plan activities that would help to build senses, enrich vocabulary. Enhance creativity and thinking skills. We have tasks that encourage the spirit of scientific enquiry and foster awareness about nature. Make sure that you click photographs of your child while doing all these activities with him/her.

We wish you a very happy and fruitful family time during this vacation and hope you have fun sharing the homework with your child.

Best regards

GUIDELINES FOR HOLIDAY HOMEWORK FOR THE STUDENTS

We are giving you a variety of fun filled activities and worksheets. Please take printout of holiday homework, which you can do during your vacation.

Here are few tips for you to follow -

- Play simple games like scrabble, Chess, Atlas, Word building.
- Assign a permanent workplace and a work-time. This brings in discipline in your life.
- Inculcate good manners-4 magic words 'Please, Thank you, Excuse me, Sorry'-Use them and see the difference.
- Help your mother to keep the house clean. Do small household jobs like dusting, watering the plants, laying the dinner table and so on. Keep your room and shelf clean and well organized.
- Be encouraged to take up yoga or any other form of healthy activity during the vacation.
- Try to converse in English with your parents, siblings, friends and relatives, it will improve your proficiency in the language.
- Improve your handwriting by practicing a page of cursive writing daily.
- Switch off lights and fans when not in use.
- Kindly inculcate reading habits and read good books.



ENGLISH

Instructions:

1. Revise all the work done till date (Grammar and Reader) and practice it in a rough notebook.
2. Prepare well for your English FA1 which will be held on 04.08.2026.
3. All the Worksheets should be done in the fair Grammar notebook.

WORKSHEET-1

Ques1. Read the Passages given on Page nos. 32,52 and 53 in your Knowledge Express and answer the questions that follow in the book itself.

WORKSHEET 2 GRAMMAR - Nouns and Pronouns

Q.1. Circle the proper and underline the common nouns in the following sentences.

1. Rohan is eating a mango in the garden.
2. The teacher gave a book to Simran.
3. Aarav visited Mumbai with his family.
4. The cat is sleeping near Anaya.
5. Karan and Priya bought fruits from the shop.

Q.3. Write the plural form of the Nouns.

1. The child is eating a mango.
2. The baby is playing with a toy.
3. The bus stopped near the box.
4. A fox jumped over a leaf.



Q4. Fill in the blanks with appropriate Pronouns.

1. My name is Pingu. _____ am a penguin.
2. Here are Ram and Shyam. _____ are twins.
3. Look at this chair. _____ is broken.
4. Meena plays the guitar. _____ is a musician.
5. Madhav sells medicines. _____ is a chemist.

Worksheet 3 (Creative Writing)

Q.1 "A father is someone you look up to no matter how tall you grow." Write a short paragraph for your father expressing your love and gratitude. Mention why he is special to you. Present it to your father, click a picture, and paste it in your grammar notebook.

Q.2. Take the picture 2 (Railway Station scene) from Knowledge Express on page no. 57, paste it in your notebook and write 8-10 lines on it in your grammar notebook.

Q.3. Vocabulary Hunt

Find and write in Mini Grammar Notebook:

- 10 nouns
- 5 Kitchen words
- 5 Nature words
- 5 school words

Reference link  to make Mini Grammar Notebook:

<https://www.facebook.com/share/r/1H9RL14CdS/>

विषय- हिंदी

सामान्य निर्देश:

* लेख स्वच्छ एवं सुंदर होने चाहिए।

* 10 दिनों तक एक पृष्ठ सुलेख छोटी कॉपी (₹10) की में अलग से करना है।

* अध्ययन एक्सप्रेस में पृष्ठ संख्या (27) पर दिए गए चित्र संख्या १, २ को काटकर अपनी हिंदी व्याकरण की उत्तर पुस्तिका में चिपकाकर उस चित्र का वर्णन करें।

* रचनात्मक मूल्यांकन- १ में आने वाले सभी पाठों को याद करें।

* "जल बचाओ, जीवन बचाओ" शीर्षक पर अनुच्छेद लिखें। अनुच्छेद के अंत में शीर्षक से संबंधित कोई नारा (स्लोगन) भी लिखें।

* हिंदी कार्य परियोजना :- संज्ञा, वचन, लिंग, सर्वनाम इनमें से किसी भी एक विषय पर सुंदर माँडल तैयार करके लाएँ। आप नीचे दिए गए लिंक की सहायता ले सकते हैं।

<https://youtu.be/avVPh-spHp4?si=k7OYNbhTbtEbm9lo>

https://youtube.com/shorts/_saoat6xo-s?si=TVJF0dNiZFcDRz-l

* अध्ययन एक्सप्रेस पुस्तक में से पाठ-वर्ण विचार, शब्द, वाक्य का अभ्यास कार्य पूरा करें।

* अध्ययन एक्सप्रेस में पृष्ठ संख्या 26 पर दिया गया अपठित गद्यांश करें।





MATHEMATICS

Holiday Homework Instructions

- Holiday homework should be completed under parental guidance.
- Kindly present all your work in a neat, clean and creative manner
- Learn multiplication tables from 2 to 20.
- Practice Chapters 1, 2 and 3 thoroughly.
- Solve the Mental Math and worksheets of Chapters 1, 2 and 3 in your book.

(Page Numbers: 23, 24, 41, 42, 52 and 53.)

- Solve Chapters 1, 2 and 3 in Knowledge Express.
Use A-4 size sheets for solving word problems.

FUN WITH MATH

Help the Pigeon to find its nest through the maze. Work out the divisions on your way to the nest. If the quotient is an even number, you may take the path; if it is an odd number, you must not take that path. If the quotient is zero, you may take the path only if it leads you closer to the nest. Find the right track!

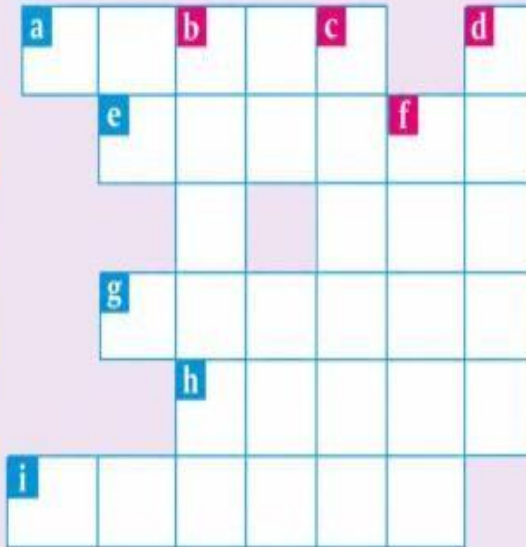


	$84 \div 4$	$72 \div 3$	$81 \div 9$	$64 \div 8$
				$45 \div 5$
	$63 \div 7$	$66 \div 6$	$54 \div 6$	$35 \div 5$
$58 \div 2$	$96 \div 8$	$40 \div 4$	$27 \div 3$	
$91 \div 7$	$28 \div 2$	$75 \div 5$	$52 \div 4$	
$36 \div 3$	$48 \div 6$	$100 \div 10$	$39 \div 3$	
$21 \div 7$	$56 \div 4$	$68 \div 2$	$18 \div 3$	
$44 \div 2$	$90 \div 5$	$72 \div 9$	$60 \div 6$	
$78 \div 3$	$32 \div 4$	$49 \div 7$	$26 \div 2$	

Puzzle

Complete the cross number puzzle :

- Across →**
- (a) 63548 – 3000
 - (e) 382622 – 50000
 - (g) 422084 – 20
 - (h) 81585 – 1000
 - (i) 900000 – 800000



- Down ↓**
- (b) 539280 – 1000
 - (c) 864050 – 4000
 - (d) 13345 – 1000
 - (f) 26680 – 2000

PROJECT WORK

INSTRUCTIONS:

- Use your imagination to add beautiful colors, designs, decorations and creative ideas.
- You may use different materials like Chartpaper, Cardboard, craftpaper , ice-cream sticks, buttons, glitter, etc
- Make your project neat, colorful and attractive.
- Feel free to give your project a personal touch and creative style.
- There is no need to copy the sample pictures exactly .They are only for reference.
- Every child’s creativity is unique , special and appreciated.
- Enjoy the activity and have fun while learning!

1. 2-d & 3-d shapes park project


Design a beautiful park using 2-d & 3-d shapes on the left side 2-d or on the right side 3-d shapes. Roll Nos. 1 to 9



2. "WHAT'S THE TIME" – Fun with Time" Project

The house contains different clocks showing o'clock ,5 past, 10 past, quarter past, twenty past, twenty five past, half past, quarter to etc.

Roll Nos. 10 to 18



3. Project - 'Discovering patterns in daily life'

Find and paste /draw different patterns objects from daily life.


Roll Nos. 19 to 27

PATTERNS AROUND US

1. SHAPES PATTERN

● ■ ● ■ ● ...


We see shapes patterns in floor tiles, wallpapers, fabrics and more.



2. NUMBER PATTERN

2, 4, 6, 8, 10, ...


Numbers follow a rule. Here, we are adding 2 each time.



3. COLOUR PATTERN

● ● ● ● ● ● ...


We see colour patterns in beads, bangles, lights, rainbows and more.



4. SHAPE & COLOUR PATTERN

▲ ● ▲ ● ▲ ● ...


Different shapes and colours can also follow a pattern.




5. NATURE PATTERN

● ● ● ● ● ...


Patterns are also found in nature, like leaves, petals, shells and more.




6. MORE PATTERNS AROUND US



Stripes on a zebra



Bricks in a wall



Honeycomb of a bee

Patterns make our world

- ♥ Beautiful
- ♥ Organized
- ♥ Interesting

4. Measured Essentials : What We Buy and How We Measure

According to Length, Mass and Capacity

Draw or Paste the items mention in picture and use your creativity

Roll Nos. 28 to 34

LIST OF ITEMS PURCHASED ACCORDING TO LENGTH, MASS AND CAPACITY

LENGTH (Measured in cm or m)		MASS (Measured in g or kg)		CAPACITY (Measured in mL or L)	
Length tells us how long something is.		Mass tells us how heavy something is.		Capacity tells us how much a container can hold.	
Item Purchased	Length	Item Purchased	Mass	Item Purchased	Capacity
Pencil 	18 cm	Apple 	150 g	Water Bottle 	1 L
Ruler 	15 cm	Potato 	200 g	Milk Packet 	500 mL
Notebook 	21 cm	Rice (packet) 	1 kg	Oil Bottle 	1 L
Toothbrush 	17 cm	Sugar (packet) 	1 kg	Juice Box 	200 mL
Ribbon 	1.5 m	Chocolate 	50 g	Measuring Cup 	250 mL

We use cm for smaller lengths and m for longer lengths.



We use g for lighter items and kg for heavier items.



We use mL for smaller capacity and L for larger capacity.



Smart Shopping Better Learning!



SCIENCE

Instructions to be followed

Q. A Recordings to be written on A4 size sheet

Q. B,C,D,E are to be done on A4 sheet.

Worksheet to be done in notebook

Prepare for FA1 paper.

A. Hands-On Science Project

A. Sprout a Seed: Grow a bean, coriander, or fenugreek seed in a small pot or a damp cotton pad. Document the plant's growth by drawing its stages (seed, root, shoot, leaves) in a daily or weekly journal.

B. Creative Research & Chart Work

Sources of Water: Create an illustrated chart showing the different sources of water. Write down 5 easy, actionable ways your family can save water at home (e.g., turning off the tap while brushing, fixing leaks).

C. Simple Science Experiments at Home

Sink or Float: Gather 5 household items (e.g., a coin, a spoon, an eraser, a plastic leaf, a pencil). Guess which ones will sink and which will float, then test them in a bowl of water and record your observations.

D. Creative and imaginative work

Draw and Write about the journey of the light bulb.

E. Little Scientist in you



. Invent a Useful Machine:

Think of a machine you wish existed to help nature or people. What would it

do?

Draw, colour and label your machine.

Write 4-5 sentences about how it works and helps others. Example: A machine that turns garbage into colourful flowers!

Worksheet

A. Fill in the Blanks

1. Green plants prepare their own food by the process of _____.
 2. Animals that eat only plants are called _____.
 3. The movement of food from mouth to stomach takes place through the _____.
 4. The smallest unit of a living organism is called a _____.
 5. Plants release _____ gas during photosynthesis.
 6. The process of taking in air is called _____.
 7. Our body needs _____ to grow and stay healthy.
 8. The heart pumps _____ throughout the body.
 9. Tiny holes on leaves are called _____.
 10. Human beings are _____ because they eat both plants and animals.
-



B. Multiple Choice Questions

Q1. Which part of the plant makes food?

- a) Root
- b) Stem
- c) Leaf
- d) Flower

Q2. Which nutrient gives us energy?

- a) Vitamins
- b) Carbohydrates
- c) Minerals
- d) Water

Q3. Digestion of food begins in the:

- a) Stomach
- b) Mouth
- c) Intestine
- d) Liver

Q4. Which of these is a body-building food?

- a) Rice
- b) Butter
- c) Pulses
- d) Sugar

Q5. Plants absorb water from the soil through their:

- a) Leaves
- b) Flowers
- c) Roots
- d) Fruits

Q6. Which organ helps us to breathe?

- a) Brain
- b) Lungs
- c) Kidney
- d) Liver

Q7. Which of the following is a living thing?

- a) Chair
- b) Stone
- c) Bird
- d) Table

Q8. Which vitamin helps keep our bones strong?

- a) Vitamin A
- b) Vitamin B
- c) Vitamin C
- d) Vitamin D

C. Match the Following

Column A	Column B
1. Roots	a. Pump blood
2. Heart	b. Prepare food
3. Lungs	c. Absorb water
4. Leaves	d. Help in breathing

Column A	Column B
1. Herbivores	a. Eat flesh
2. Carnivores	b. Eat plants
3. Omnivores	c. Need support
4. Creepers	d. Eat both plants and animals

D. True or False

1. All animals can make their own food. _____
2. Water is important for our body. _____
3. The stomach helps in digestion. _____
4. Non-living things grow and reproduce. _____
5. Plants need sunlight to make food.



E. HOTS Questions

A) What will happen if plants do not get sunlight for many days?

B) How are plants and animals dependent on each

F. Choose the Correct Word

Plants make food in the (roots / leaves).

We breathe through our (lungs / stomach).

The food pipe connects mouth to (heart / stomach).

Animals that eat only flesh are called (carnivores / herbivores).

The human body needs (junk food / nutrients) to stay healthy.

SOCIAL SCIENCE

All the work to be done in the Scrap Book.

Choose any physical features of India. Prepare a collage on any state that falls under the physical feature. Paste pictures of its dresses, food, people and traditional practices. Also provide informative captions.

On a Political map of India, mark the following using different colours.

- i) five states which neither touch any country, nor a sea. (red)
- ii) four states that touch the Bay of Bengal. (blue)

3. Match the following-

	1. Manipuri dance
	2. Kangri used by people of Jammu and Kashmir
	3. Bamboo dance of Mizoram
	4. Shikara boat in Dal lake
	5. Terrace farming
	6. Phulkari embroidery of Punjab

4. When we visit a hill station, we see many people throwing wrappers and polybags on the ground rather than throwing them into the bins. Suggest a few ways to deal with this issue.

5. Solve the following puzzle with the help of the given clues. The First letter of each word has been given.

Across-

It is fertile and finely graded soil

Area watered by a river and its tributaries.


The name by which the River Brahmaputra is known in Tibet

Down –

A branch of the River Ganga which flows through the city of Kolkata.

A land of five rivers

The meeting point of the rivers Ganga and Yamuna at Prayagraj.



6. Haryana and Uttar Pradesh are the states in the Northern Plains of India. Make a chart that includes the names of the rivers of these states, the crops of these regions, occupations and tourist spots.

7. Visit one of the famous Tourist spots in Delhi with your parents. Paste some pictures and share your experiences in your own way.

8. Make a 3D Model on the village culture of Haryana. sample picture-



GENERAL KNOWLEDGE

IN Q1. "Know Your Country" Booklet

Create a colourful and creative booklet about India. Include:

National Symbols

Famous Dance Forms

Festivals of India

Decorate your booklet with: 🌸 Drawings • 📌 Stickers • 🎨 Colours • ✨ Borders • 🖼️ Pictures

**You can make it like a mini scrapbook or flipbook.



STATUE OF UNITY
 India is famous for having the world's tallest statue. The 597 ft sculpture of an eminent figure stands in the State of Gujarat. It was inaugurated on October 31, 2018.

NATIONAL SYMBOL
 India shows four lions mounted on a Chakra in the centre, a bull on the right, an elephant on the left, and a galloping horse on the right. It is a symbol of the Indian Republic.

LANGUAGE
 There is no national language of India. Hindi and English are considered the official languages of India. There are a total of 22 scheduled languages that are widely spoken in different states.

GOLDEN TEMPLE
 Harmandir Sahib Gurdwara is the holy seat of the Sikh religion. It is the only gurdwara in the world. The Golden Temple is kept here and the gurdwara temple has stunning copper domes and a body of pristine white marble.

BANYAN TREE
 The Banyan tree is the national emblem of India. It is a symbol of the Indian Republic.

NATIONAL ANTHEM
 Jana Gana Mana is the national anthem of the Republic of India and was written by Rabindranath Tagore. It was performed for the first time on December 27, 1911, in Calcutta during a meeting of the Indian National Congress in the then-capital India.

INDIAN SPICES
 India is famous for producing nearly 70% of the world's spices. Andhra is the largest producer of spices in India.

INDIAN TIGER
 The tiger is the national animal of India. It is a symbol of the Indian Republic.

INDIA
 India is a country in South Asia. It is the seventh-largest country by area, the second-most populous country, and the most populous democracy in the world. It shares its land boundaries with seven countries – Pakistan and Afghanistan in the north-west, China, Nepal and Bhutan in the north and Myanmar and Bangladesh in the east.

NATIONAL FLAG
 The national flag of India is known as the Tiranga. It is a horizontal tricolor of deep saffron at the top, white in the middle and dark green at the bottom, with a navy blue wheel with 24 spokes in the center.

CURRENCY
 The Indian currency is called Indian Rupee (INR). One Rupee consists of 100 Paise. The symbol of the Indian Rupee is ₹. The Indian Rupee was created by Udayakumar Dhanrajwadi.

INDIAN PEACOCK
 The Indian peacock is called the Blue Peafowl. It is a symbol of the Indian Republic.

YOGA
 Yoga is an ancient Indian spiritual, physical, and mental practice. It is a symbol of the Indian Republic.

LOTUS
 The lotus is the national flower of India. It is a symbol of the Indian Republic.

FACTS
 India is one of the oldest civilizations in the world with a rich cultural heritage. It is bordered by the Great Himalayas in the north, the Indian Ocean to the south, the Bay of Bengal on the east and the Arabian Sea on the west. The Indus valley region, one of the earliest civilizations of the world (3300 BCE), was near the river Indus, thus giving India its name.

OFFICIAL NAME: Republic of India
GOVERNMENT: Federal republic
CAPITAL: New Delhi
POPULATION: 1,298,834,042
AREA: 3,287,345 square miles
MOUNTAIN RANGE: Himalayas

INDIA MINI FACT BOOK FOR KIDS

Q2. Weather Diary for 10 Days

Prepare a beautiful weather diary and record:

- Date
- Temperature
- Weather Symbols
- Sunny / Rainy / Cloudy / Windy Weather

Use colourful symbols, stickers, and drawings to make it attractive.

My Weather Journal

Name _____			Month _____				Year _____		Location _____	
Date	Day	Time	Weather	Sky	Temperature	Wind Direction	Wind Speed	Precipitation	Notes	
				○						
				○						
				○						
				○						
				○						
				○						
				○						
				○						
				○						



Q3 Learn and Revise Chapters done in class.

COMPUTER

Note - Complete all Holiday Homework in Computer Fair Notebook

Revise Ch 1 and Ch 2 for FA1 Syllabus

Q1. Choose the correct option.

(1) It is the main area where programs, data and instructions are stored.

- (a) Primary memory
- (b) Compact disk
- (c) Pen drive
- (d) Secondary memory

(2) It is used to store data and instructions that are currently being processed by the CPU.

- (a) Hard disk
- (b) ROM
- (c) RAM
- (d) Secondary memory

(3) It is the memory of the computer where information is stored permanently.

- (a) Main memory
- (b) ROM
- (c) RAM
- (d) Secondary memory

(4) It is used to store the software that runs when the computer is switched on.

- (a) Main memory
- (b) ROM
- (c) RAM
- (d) Secondary memory

Q2. Fill in the blanks.

(1) A computer stores data and information in its _____.



(2) _____ is the basic unit of data storage in the computer memory.

(3) All the data and instructions are stored in a computer in the form of _____.

(4) _____ is the main memory of a computer that stores data and instructions temporarily in the computer.

(5) The data in the _____ cannot be changed and is stored permanently.

Q3. Arrange by numbering the following memory units in increasing order of storage capacity:

* Kilobyte []

* Megabyte []

* Terabyte []

* Byte []

* Bit []

* Gigabyte []

Q4. Complete the following table.

1GB=	_____
1_____ =	1024 KB
1BYTE=	_____
1KB=	_____
1_____ =	1024 GB

Q5. Answer the following questions.

(1) James has bought a new computer. Which part of the memory will have the content created by the manufacturer?

(2) Anita wants to store large amounts of data in her computer. How can she check the total memory available on her computer?

(3) What is the use of computer memory?

(4) Which unit is used to measure the memory of a computer?

(5) What is primary memory?

(6) What is the difference between RAM and ROM?

(7) Why do we need secondary memory?



(8) Define 'Bit' and 'Byte'.

(9) Write short notes on Hard disk and Pen drive.

Q6) Prepare a table showing 5 external storage devices, their storage capacity, and features on a A4 size sheet ,paste the picture also.

ART AND CRAFT

Make a beautiful photo frame using waste materials at home (ice cream sticks, buttons, paper, leaves, etc.). Paste a happy family picture in it.



HAPPY HOLIDAYS