

**A.V.N. Sr. Sec. School  
Sector-19, Faridabad**

**Holiday Homework  
Class-I**

**Name- \_\_\_\_\_**



Holidays are always a welcome break from the normal routine and we all look forward to them. They give us opportunity to pursue all those activities that we enjoy but never found enough time to indulge in. When used appropriately, homework can reinforce what has been taught, contribute to the development of children, cultivate a healthy disposition towards learning and most importantly, maintain a continuation with the process of education that began at the Learning Center.

The holiday homework for Class I has been especially designed to strengthen the concepts taken up in ongoing themes and to ensure your maximum participation in your child's development plan. Care has been taken to plan activities that would help to build senses, enrich vocabulary. enhance creativity and thinking skills as well as develop an appreciation for music. Kindly encourage the spirit of scientific enquiry and foster awareness about nature. Along with all this, we have included personality development activities that aim at building values, improving self-esteem and memory.

Make sure that you click photographs of your child while doing all these activities with him/her. Create a collage of all the clicked pictures in scrap book and send it to us so that we can celebrate his/her accomplishments when the school reopens.

We wish you a very happy and fruitful family time during this vacation and hope you have fun sharing the homework with your child.

Best regards

#### GUIDELINES FOR HOLIDAY HOMEWORK

We are giving you a variety of fun filled activities and worksheets which you can do during your vacation. Do them neatly in separate three in one notebook and submit your work to your teacher after the vacation.

Here are few tips for you to follow -

Play simple games like scrabble, Chess, Atlas, Word building.

Assign a permanent workplace and a work-time. This brings in discipline in your life.

Inculcate good manners-4 magic words 'Please, Thank you, Excuse me and Sorry'-Use them and see the difference.

Help your mother to keep the house clean. Do small household jobs like dusting, watering the plants, laying dinner table and so on. Keep your room and shelf clean and well organized.

Practice tying your laces.

Be encouraged to take up yoga or any other form of healthy activity during the vacation.

Try to converse in English with your parents, siblings, friends and relatives, it will improve your proficiency in the language.

Improve your handwriting by practicing a page of cursive writing daily.



Perform weekend tasks given below and make a note of them in the notebook.

Switch off lights and fans when not in use.

Remind your parents of traffic rules do not use a cell phone while driving.

Kindly inculcate reading habits and read good books.

*Wake up, Wake up! It's homework time, remember you promised to start by 9, I heard my mother uttering these lines, I think beginning the task on time keeps me alert, active & fine. Regular homework makes me shine.*





## ENGLISH

Revise and Learn all the work done till date.

Do given worksheets.

Practice 10 pages of cursive writing beautifully in 3 in one notebook.

Complete page no 8,9,10,11 ,12 ,13,14 in Learning Express book

### \*Language Development\*

\* Encourage your child to converse in English.(daily used sentences)

\* Choose any one object from your surroundings every day, let your child speak few lines on it to develop their speaking skills.

**Activity**- Make a beautiful chart on A3 size sheet according to your Roll No as per the topics given below.

Roll No.1 to 6- on Naming Words.

Roll No.7 to 12 - on Special Naming Words.

Roll No.13 to 19 - on Opposite Words.

Roll No.20 to 26 - on any one Object Description of your choice.

# ENGLISH



shutterstock.com · 115985359



## EVS

Revise and Learn all work done in EVS Book and Notebook.

### SUGGESTED ACTIVITIES

- a) Exercise daily to keep yourself healthy and fit.
- b) Do any outdoor activity according to your choice. (For example: Skating, Swimming, Dance, Cricket, nature walk etc.)

These activities will enhance physical strength, mental well being and connection with nature.

- c) Plant one tree.

### Activity

Make a beautiful bookmark using any of the two sense organs on a (10/3 cm size) Pastel Sheet.





## हिन्दी

- ★ आ, इ, ई, उ, ऊ की मात्रा के दस शब्द लिखिए और उनके वाक्य बनाइए।
- ★ प्रतिदिन पुस्तक पठन का अभ्यास करें।
- ★ हिन्दी में अपना नाम लिखना सीखें और उसका अर्थ जानें।
- ★ हिन्दी सुलेख के 15 पृष्ठ कापी में करें।



## MATHS

- ★ Revise all the work till now.
- ★ Learn and write table 2 to 5 in your practice notebook.
- ★ Do practice of one digit addition and subtraction in your practice notebook.





## MATHS PROJECT

1-8 Roll no-Will make a city model using different shapes

08-16 Roll no-Will make maths symbol using cardboard, thermacol, chart paper etc.

16-24 Roll no Will make ascending, descending model

# Colour the biggest number

12 22 20

50 25 15

46 42 44

43 44 33

17 27 37

98 90 89

96 97 98

50 40 60

60 66 65

07 70 17

87 88 78

77 37 33

91 92 90

45 50 55



# Subtraction

## Grade 1 Subtraction Worksheet

Subtract to find the answer.



1.  -  = \_\_\_\_\_

2.  -  = \_\_\_\_\_

3.  -  = \_\_\_\_\_

4.  +  = \_\_\_\_\_

5.  -  = \_\_\_\_\_

6.  -  = \_\_\_\_\_



Name: \_\_\_\_\_

# What Kind of Noun?

**Directions:** Read the nouns in the box. Write the nouns into the correct categories.

dog	school	teacher	computer	restaurant	iguana
hospital	catfish	nurse	pencil	cow	police station
carpet	father	girl	ladybug	eyeglasses	theatre
chicken	library	barber	shoe	butcher	toothbrush

**person**

- \_\_\_\_\_
- \_\_\_\_\_
- \_\_\_\_\_
- \_\_\_\_\_
- \_\_\_\_\_
- \_\_\_\_\_

**place**

- \_\_\_\_\_
- \_\_\_\_\_
- \_\_\_\_\_
- \_\_\_\_\_
- \_\_\_\_\_
- \_\_\_\_\_



**thing**

- \_\_\_\_\_
- \_\_\_\_\_
- \_\_\_\_\_
- \_\_\_\_\_
- \_\_\_\_\_
- \_\_\_\_\_

**animal**

- \_\_\_\_\_
- \_\_\_\_\_
- \_\_\_\_\_
- \_\_\_\_\_
- \_\_\_\_\_
- \_\_\_\_\_



Name: \_\_\_\_\_

## Summer Math



$1 + 3 =$

$9 - 6 =$

$14 + 7 =$

$8 - 6 =$

$3 + 5 =$

$10 - 7 =$

$6 + 4 =$

$12 - 4 =$

$4 + 2 =$

$8 - 7 =$

$19 + 5 =$

$8 - 8 =$

$13 + 4 =$

$13 - 4 =$

$6 + 7 =$

$5 - 2 =$

$12 + 8 =$

$13 - 4 =$

$9 + 9 =$

$17 - 5 =$



Look at the number. Fill in the blanks with the correct tens and ones.

24	_____ Tens + _____ Ones
18	_____ Tens + _____ Ones
53	_____ Tens + _____ Ones
47	_____ Tens + _____ Ones
32	_____ Tens + _____ Ones
7	_____ Tens + _____ Ones
12	_____ Tens + _____ Ones
29	_____ Tens + _____ Ones
35	_____ Tens + _____ Ones
41	_____ Tens + _____ Ones



## Comparing Numbers

Compare the numbers by choosing the correct symbol.

< = >  
1. 25  42

< = >  
6. 83  12

< = >  
2. 33  12

< = >  
7. 54  72

< = >  
3. 65  34

< = >  
8. 78  62

< = >  
4. 23  44

< = >  
9. 15  40

< = >  
5. 55  62

< = >  
10. 47  74



Ascending order

Descending order

3 13 7 2 10

○ ○ ○ ○ ○

19 3 17 8 11

○ ○ ○ ○ ○

5 11 9 12 10

○ ○ ○ ○ ○

17 14 8 2 20

○ ○ ○ ○ ○

1 12 6 9 19

○ ○ ○ ○ ○

4 15 11 7 12

○ ○ ○ ○ ○

16 13 8 5 17

○ ○ ○ ○ ○

5 14 4 2 16


○ ○ ○ ○ ○





Put in the number which comes before, between or after.

Before	Between	After
_____ 29	33 _____ 35	17 _____
_____ 18	5 _____ 7	30 _____
_____ 36	21 _____ 23	9 _____
_____ 7	12 _____ 14	25 _____
_____ 25	19 _____ 21	11 _____
_____ 31	37 _____ 39	39 _____
_____ 1	7 _____ 9	3 _____
_____ 23	26 _____ 28	29 _____





# Opposite Words

Draw a line to match each picture with its opposite.

Smooth 

 White

Slow 

 Close

Fat 

 Full

Open 

 Thin

Empty 

 Rough

Sweet 

 Fast

Black 

 Bitter



Write A/An



orange



frog



dog



cat



Ice cream



shoe



goat



umbrella



bed

elephant



fish



apple



spider



duck



**A) Read the comprehension passage and circle the correct one.**



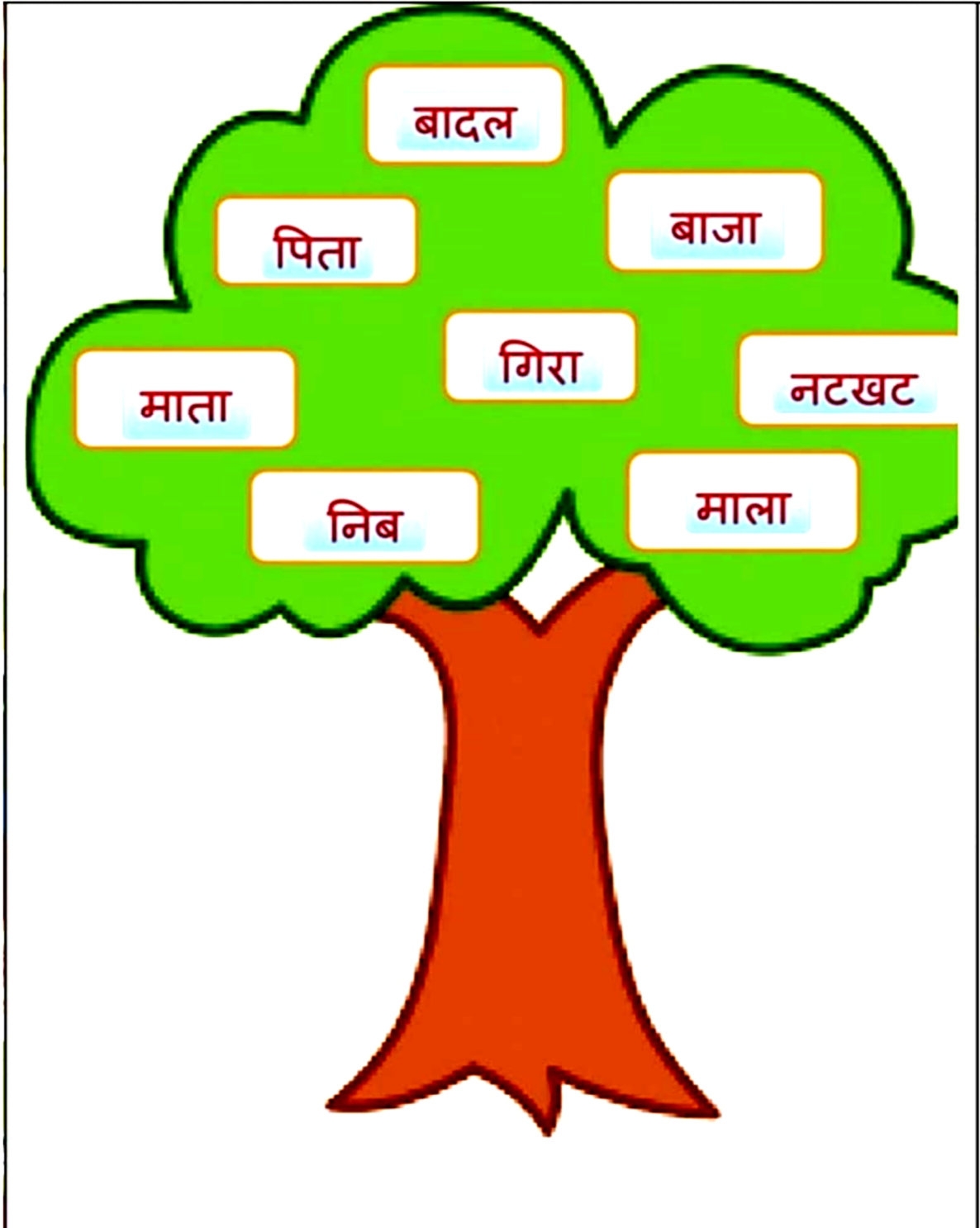
## The Frog

The boy can see a little frog. The frog can hop. It can swim too. The boy is happy to see a little frog.

1. The frog can hop and \_\_\_\_\_.  
a. walk                      b. swim                      c. sing
2. The boy likes the \_\_\_\_\_.  
a. frog                      b. fog                      c. dog
3. The boy is \_\_\_\_\_ to see a little frog.  
a. sad                      b. happy                      c. scared



आमात्रा के शब्दोंको लाल रंग से गोल करें और इ मात्रा के शब्दों को पीले रंग से गोल करें:-





## खेल खेल में

निम्न लिखित वर्ग पहेली में नीचे दिए गए शब्दों को खोजकर गोला बनाए।

अनार सितार झुमका बादल नीला  
पपीता जामुन नाशपती किताब कछुआ

प	ह	त	वा	सि	ता	र	कु
पी	खी	कि	ता	ब	म	गी	बा
ता	पि	अ	ना	घी	टु	ठा	द
डि	हु	ना	फी	जा	मु	न	ल
ब	क	र	भा	यी	रू	ली	व
शा	छु	षी	ग	झु	म	का	धा
का	आ	सि	ट	ठि	द	नी	ली
ना	श	पा	ती	थी	वा	ला	स

अध्ययन एक्सप्रेस के पेज नंबर 8, 9,10,11,12,13,14,15 और 16 करें



## पाठ बोधन

नीचे दिए गए गद्यांश को पढ़कर सही उत्तर चुनिए।

मीनू सात साल की है। उसके पास एक गुड़िया है। उसकी गुड़िया का नाम डोली है। उसकी गुड़िया बहुत सुंदर है। मीनू हर शाम गुड़िया से खेलती है।

( डोली सुंदर गुड़िया खेलती सात )



1. मीनू ..... साल की है।
2. मीनू के पास एक ..... है।
3. उसकी गुड़िया का नाम ..... है।
4. मीनू हर शाम गुड़िया से ..... है।
5. मीनू की गुड़िया बहुत ..... है।



रिक्त स्थान भरो:

१. \_\_\_\_\_ उड़ती है।  
(चिड़िया , हिरन)
२. आसमान \_\_\_\_\_ है।  
( नीला , हरा)
३. राधा \_\_\_\_\_ जा।  
( अचार , बाज़ार)
४. रमन \_\_\_\_\_ पढ़।  
( तकिया , किताब)
५. समीर \_\_\_\_\_ से सामान ला।  
( दुकान, चुनरी)



# Self Introduction

What's your name?

Hello! My name is \_\_\_\_\_.

How old are you?

I am \_\_\_\_\_ years old.



How are you?

I'm \_\_\_\_\_.



Where are you from?

I'm from \_\_\_\_\_.



Where do you live?

I live in \_\_\_\_\_.



What school do you go to?

I go to \_\_\_\_\_ school.

What subject do you like?

I like \_\_\_\_\_.



What subject don't you like?


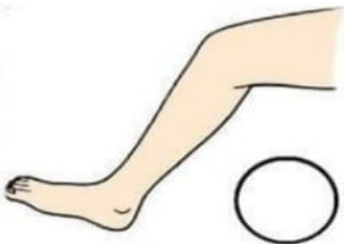
I don't like \_\_\_\_\_.



That's me!

© David Lisgo 2009



Match the following body parts with the images given below.



1. TONGUE




2. LEG



3. EAR




4. FEET



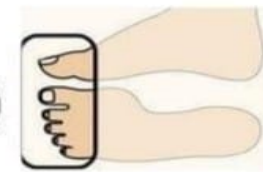
5. MOUTH




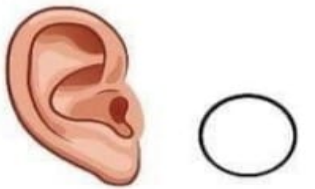

6. TOES



7. HAND




8. NOSE



9. EYE



10. ELBOW







# Happy FATHER'S Day



"Let's take the time  
to say "Thanks, Dad.  
I'm glad you're mine.  
You are my 'Super Hero'."



**Father's Day Activity.** Children can do any one of the following activities to gift their father on this special day.

- > Paper trophy
- > Badge using fan folding
- > A card

For your reference-



**Special Moments** - Click some pictures for memory and paste them on A4 size sheets.

<https://www.youtube.com/watch?v=irKjE026fIQ>

[https://www.youtube.com/watch?v=e\\_k2wKsXOxs](https://www.youtube.com/watch?v=e_k2wKsXOxs)

**HAPPY FATHER'S DAY TO ALL THE HEROS OF OUR LIFE!**



To keep you and your family members fit it's important to do yoga daily.

We celebrate YOGA DAY on 21<sup>st</sup> June so on that day all the family members should do yoga and send the pics and videos to the class teacher.





**ADARSH VIDYA NIKETAN  
SENIOR SECONDARY SCHOOL**

**Art and Craft Holiday Homework  
Topic:- Lunch Mat**

**Material required:- One A3 size sheet, colour pencils and black sketch pen.**

**Write any thought or draw any picture:-**

**(For example:- Cartoons, Animals, Fruits and Vegetables etc) on an A3 size sheet.**

**After drawing the pictures, laminate the sheet.**

**Here are some pictures for your kind concern 🧐**




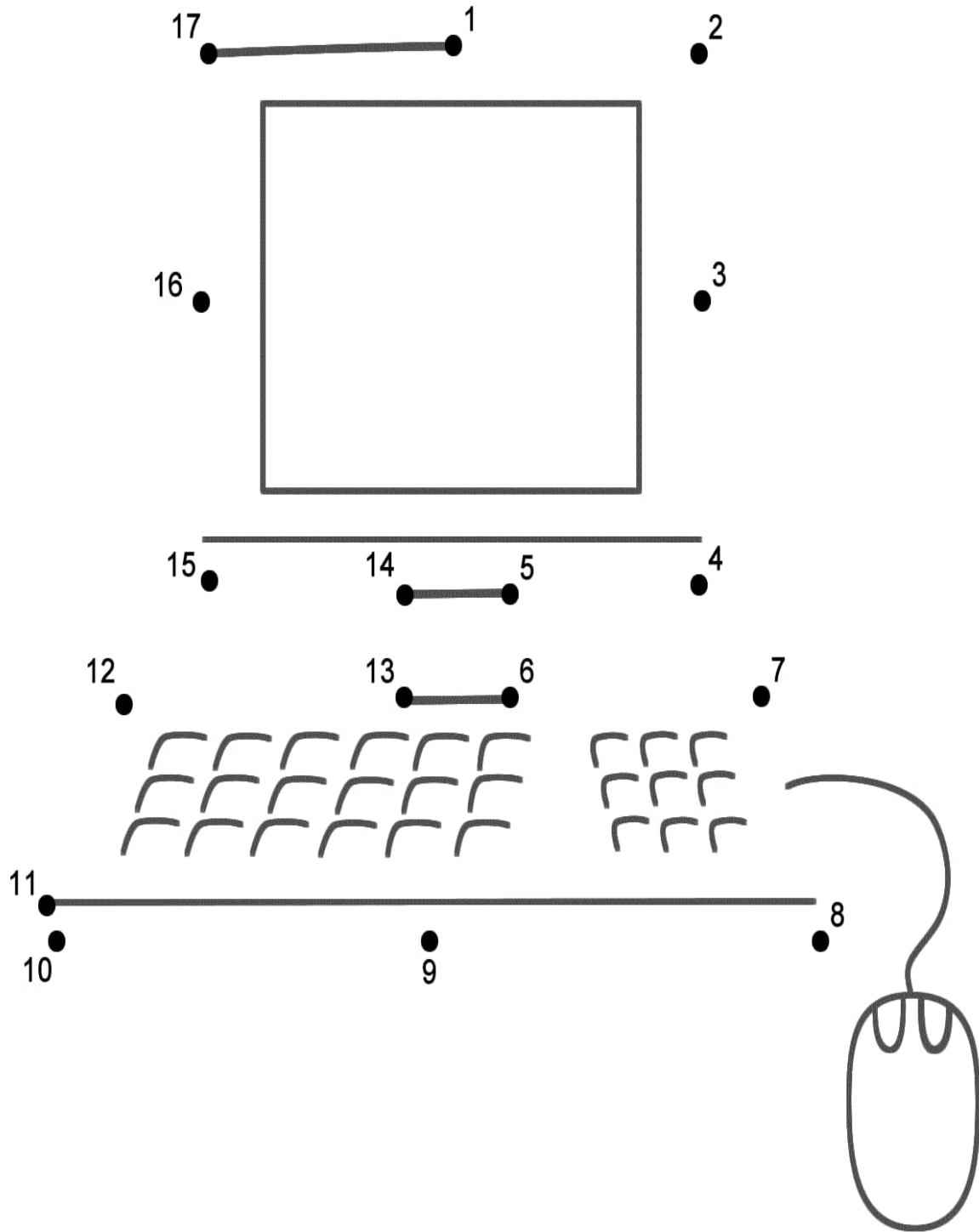


# Computers

Write the parts of the computer  
using help box

keyboard	cpu	laptop
mouse	speaker	scanner
printer	monitor	pendrive





Join the dots and complete the picture given above.



# Happy Summer Vacation



\*\*\*\*\*end\*\*\*\*\*