



ADARSH VIDYA NIKETAN
SENIOR SECONDARY SCHOOL
SECTOR -19, FARIDABAD

HOLIDAY
HOMEWORK
CLASS- III
SESSION
2025-26

SUMMER





ENGLISH HOLIDAY HOMEWORK CLASS 3

Instructions:

1. Learn and practice all the work done till now in grammar and in reader.
2. Prepare well for your English FA1
3. All the Worksheets should be done in fair notebook

Q1. Read the Passage / Poem given on **Page - 22 to 26 and 45 to 50** in your BBC Compacta and answer the questions which follow in the book itself.

Q2. Underline the Proper Noun and circle the Common Noun in the following sentences:

1. Jeddah is a big city.
2. Ahmed is a brave boy.
3. Akbar was a great king.
4. My house is on Sitten Road.
5. Mr. Mehta is a kind man.
6. Ali plays games on his computer.
7. Anil works in a studio.
8. Sheela is wearing a beautiful dress.
9. Anita works with a machine.
10. Rahul is playing with the bell.
11. India is a big country.
12. My parents go to Nadah Park everyday for a walk.
13. The Nile is a largest river.
14. Faisalia Tower is a famous buiding.
15. My pet dog is Blackie.

Note : Practice with different sentences.



Q3 Personal Pronouns

Remember, a **pronoun** is a word that takes the place of a noun (a person, place, thing or idea).

A **subject personal pronoun** replaces the subject of a sentence. It tells you who (or what) did the action in the sentence.

Use one of the following subject personal pronouns to complete each sentence.

Singular Subject Pronouns	Plural Subject Pronouns
I	we
you	you
he / she / it	they

1. My name is Isabelle and (Isabelle) _____ am from France.
2. (New York) _____ is not far from here.
3. (Jane) _____ loves to jump on the trampoline.
4. (Mary and I) _____ went to the movies together.
5. (Max and Hunter) _____ hiked up the mountain.
6. (Mikel) _____ asked for a new bike for his birthday.
7. (The fence) _____ fell down in the storm.
8. (Amanda) _____ broke her new toy.
9. (Jake and I) _____ can go with Peter tomorrow.
10. (The waitress) _____ gave me my drink.



Q4. Creative Writing



Name _____

Diary of a Monster Kid

Pronouns Practice

Directions: Choose the correct pronouns to complete the journal entry. Write them in the blanks. Draw a picture of the monster party on the back of this page.

Dear Monster Diary,

_____ am so excited for Halloween. _____ is _____
(We, I) (It, They) (I, my)

favorite holiday. _____ friends love _____ too.
(I, My) (them, it)

_____ dress up and come over to _____ house
(They, Us) (my, them)

to play. _____ mom makes _____ dinner. _____
(She, My) (us, we) (Her, She)

makes the best monster stew. _____ like to see
(Them, We)

who can slurp _____ the fastest. Then we
(it, us)

trick-or-treat. Dad tells us scary stories before

bed. When _____ finishes, _____ all go to bed.
(he, him) (us, we)

A Planning Playtime product. ©2016 by Amy Nielson. All rights reserved.

Q5. On a coloured A4 size sheet write a beautiful Thank you note to your Father on the occasion of Father's Day for being the best Father in the world. Decorate it and give it to your father click a picture of it and paste it in your Grammar notebook.

Q6. During your Summer Vacations visit any place of your choice and click a picture of that beautiful place , write its description and your experience of visiting that place.



PROJECT WORK

With the help of your BBC COMPACTA or the given links, make a beautiful and creative Chart of the following topics according to your Roll no.

Roll no. 1- 8 Articles

https://youtube.com/shorts/TpE_oPQicYY?si=4BpIbHWU7bQE6FxZ

Roll no. 9– 15 Adjectives

<https://youtube.com/shorts/OZkYG66vwYw?si=041Fop4dAtLcrqc9>

Roll no. 16- 22 Nouns

https://youtube.com/shorts/Kysg0A6um_Q?si=FmjvAe8MEooKNkKn

Roll no. 23 onwards Use of Is/Am/Are

<https://youtu.be/6C6AYzPPjA0?si=SEvSjnnzZzf4b2Ov>



विषय- हिंदी

सामान्य निर्देश

- * ग्रीष्मावकाश गृह कार्य सभी विद्यार्थी हिंदी व्याकरण की उत्तर पुस्तिका में ही करेंगे।
- * लेख स्वच्छ एवं सुंदर होने चाहिए।
- ** 10 दिनों तक एक पृष्ठ सुलेख छोटी कॉपी (₹10) की में अलग से करना है।
- ** रचनात्मक मूल्यांकन - १ में आने वाले सभी पाठों को याद करें।
- ** विद्यार्थी अपने अनुक्रमांक के हिसाब से सभी शीर्षकों पर एक सुंदर चार्ट तैयार करें।
- 1 से 5 लिंग, 6 से 10 वचन, 11 से 15 सर्वनाम शब्द, 16 से 20 विराम चिह्न, 21 से 26 क्रिया शब्द, 27 से 33 पर्यायवाची शब्द

प्रश्न 1 रिक्त स्थानों की पूर्ति कीजिए।

- (क) लिखने का ढंग ----- कहलाता है।
- (ख) हिंदी हमारी----- है।
- (ग) केरल में ----- भाषा बोली जाती है।
- (घ) पशु- पक्षियों की----- नहीं होती।
- (ङ) प्रत्येक भाषा के अपने----- होते हैं।

प्रश्न 2 दिए गए शब्दों में सही जगह पर अनुस्वार और अनुनासिक लगाइए।

- गाव- ----- ससार- -----
- चाद- ----- साप- -----
- बदर- ----- मदिर - -----

प्रश्न 3 निम्नलिखित वाक्यों में संज्ञा शब्दों को रेखांकित कीजिए।

- (क) वह बगीचे में बैठी है।
- (ख) अदिति रस्सी कूद रही है।
- (ग) माली पौधे लगता है।
- (घ) श्रुति गाना गाती है।
- (ङ) दादी जी ने पूजा की।



प्रश्न 4. निम्नलिखित शब्दों के लिंग बदलिए।

राजा- ----- माली- ----- बैल- ----- सेठ- -----

प्रश्न 5. निम्नलिखित शब्दों के वचन बदलिए।

घोड़ा- ----- दवाई- ----- माला- ----- पंखा- -----

प्रश्न 6. निम्नलिखित राज्यों की भाषा के नाम लिखिए।

कर्नाटक , केरल ,गुजरात, बिहार ,पंजाब, ओडिशा

प्रश्न 7 पेड़ पर लिखे स्वर और व्यंजन को पहचानकर अलग-अलग फूलों में लिखिए।



प्रश्न 8 नीचे लिखे अक्षरों को मिलाकर शब्द बनाइए।

1. क् + ष् + अ + त् + र् + इ + य् + अ
2. ब् + आ + द् + अ + ल् + अ
3. ख् + अ + र् + अ + ग् + ओ + श् + अ
4. म् + अ + छ् + अ + ल् + ई

प्रश्न 9 नीचे लिखे शब्दों के वर्ण अलग-अलग कीजिए।

1. कमल - क् + अ + म् + अ + ल् + अ
2. गमला -
3. काजल -
4. माला -
5. मकान -



प्रश्न 10 वर्ग पहेली में कुछ संज्ञा शब्द छिपे हुए हैं उन्हें ढूँढ कर दिए गए स्थान पर लिखिए।

मि	त्र	ता	र	ल	गु	डि	या
क	ह	खु	शी	स	र	क	प
क्षा	न	ज	ख	भा	र	त	र
स	ला	ल	कि	ला	अ	स	य
बि	ल्	ली	म	प	बु	ढा	पा
दि	त	ता	ज	म	ह	ल	य
ल्	थ	औ	पु	स्	त	क	द
ली	र	रे	अं	ल	ख	न	ऊ

.....

.....

.....


.....

.....

.....


.....

प्रश्न 11 संज्ञा शब्दों से शब्द सीढ़ी पूरी कीजिए।





प्रश्न 12 नीचे दिए गए चित्र का वर्णन अपने शब्दों में करें।



प्रश्न 13 'छुट्टी का एक दिन' विषय पर अनुच्छेद लिखें।

MATHEMATICS

Holiday Homework Instructions:

1. Holiday Homework should be completed under parental guidance.
2. Ensure the work is neat and clean.
3. Use the provided samples for reference.
4. Learn multiplication tables from 2 to 15.
5. Revise Chapters 1 and 2.
6. Solve the Mental Maths and worksheets of Chapter 1 and 2 in your Book. (Page No. 21,22,33,34)
7. Challenge your mind with puzzles.
8. Take printouts of the worksheets, solve them, and paste them in your Maths class notebook.



WORKSHEET -1

LARGE NUMBERS

A. Match the following:

- | | |
|------------------------------------------|----------|
| 1. Three thousand five hundred and six | (a) 2019 |
| 2. Eight thousand two hundred forty-five | (b) 5684 |
| 3. Two thousand and nineteen | (c) 3506 |
| 4. Five thousand six hundred eighty-four | (d) 8245 |

B. Write the place value of the coloured digits.

- | | | | |
|---------|---------|---------|---------|
| 1. 3712 | 2. 2408 | 3. 9929 | 4. 1006 |
|---------|---------|---------|---------|

C. Compare using $>$, $<$ or $=$.

- | | |
|-----------------------------------|-----------------------------------|
| 1. 7921 <input type="text"/> 9723 | 2. 6407 <input type="text"/> 4067 |
|-----------------------------------|-----------------------------------|

D. Form the smallest and the greatest four-digit number using the given digits only once.

- | | | | |
|------------------|------------------|------------------|------------------|
| 1. 0, 3, 7 and 8 | 2. 6, 1, 2 and 5 | 3. 9, 4, 3 and 2 | 4. 7, 4, 5 and 0 |
|------------------|------------------|------------------|------------------|

E. Round off to the nearest ten.

- | | | | |
|--------|--------|---------|---------|
| 1. 191 | 2. 348 | 3. 2575 | 4. 3612 |
|--------|--------|---------|---------|

F. Write the missing numbers.

1. 5561,, 5563,, 5565

2., 7088, 7090,

G. Write the expanded form.

1. 5037 =

2. 7285 =

H. Write in descending order.

1. 8024, 4024, 2404, 2874.....

2. 5639, 9365, 6509, 3895.....

I. Write in ascending order.

1. 316, 3279, 3089, 3349.....

2. 428, 3208, 2803, 4823.....



WORKSHEET -2

ADDITION

A. Add-

1.

$$\begin{array}{r} 373 \\ + 214 \\ \hline \end{array}$$

2.

$$\begin{array}{r} 300 \\ + 192 \\ \hline \end{array}$$

3.

$$\begin{array}{r} 446 \\ + 310 \\ \hline \end{array}$$

4.

$$\begin{array}{r} 816 \\ + 100 \\ \hline \end{array}$$

5.

$$\begin{array}{r} 174 \\ 230 \\ + 198 \\ \hline \end{array}$$

6.

$$\begin{array}{r} 316 \\ 165 \\ + 456 \\ \hline \end{array}$$

7.

$$\begin{array}{r} 75 \\ 326 \\ + 359 \\ \hline \end{array}$$

8.

$$\begin{array}{r} 837 \\ 729 \\ + 415 \\ \hline \end{array}$$

B. Find the sum.

1.

$$\begin{array}{r} 5142 \\ + 3167 \\ \hline \end{array}$$

2.

$$\begin{array}{r} 2379 \\ + 1000 \\ \hline \end{array}$$

3.

$$\begin{array}{r} 7216 \\ + 1399 \\ \hline \end{array}$$

4.

$$\begin{array}{r} 1694 \\ + 1966 \\ \hline \end{array}$$

5.

$$\begin{array}{r} 3936 \\ + 4239 \\ \hline \end{array}$$

6.

$$\begin{array}{r} 6928 \\ + 2431 \\ \hline \end{array}$$

C. Apply and solve.

Beehives from a garden produced 789 bottles of honey. Beehives from another garden produced 643 bottles of honey. How many bottles of honey were produced in all?






WORKSHEET -3

FUN WITH MATHS

Even and Odd Numbers

Directions: Color the candy hearts according to the color code.




=Even



=Odd


How many:
even _____ odd _____

How many hearts are in the jar?





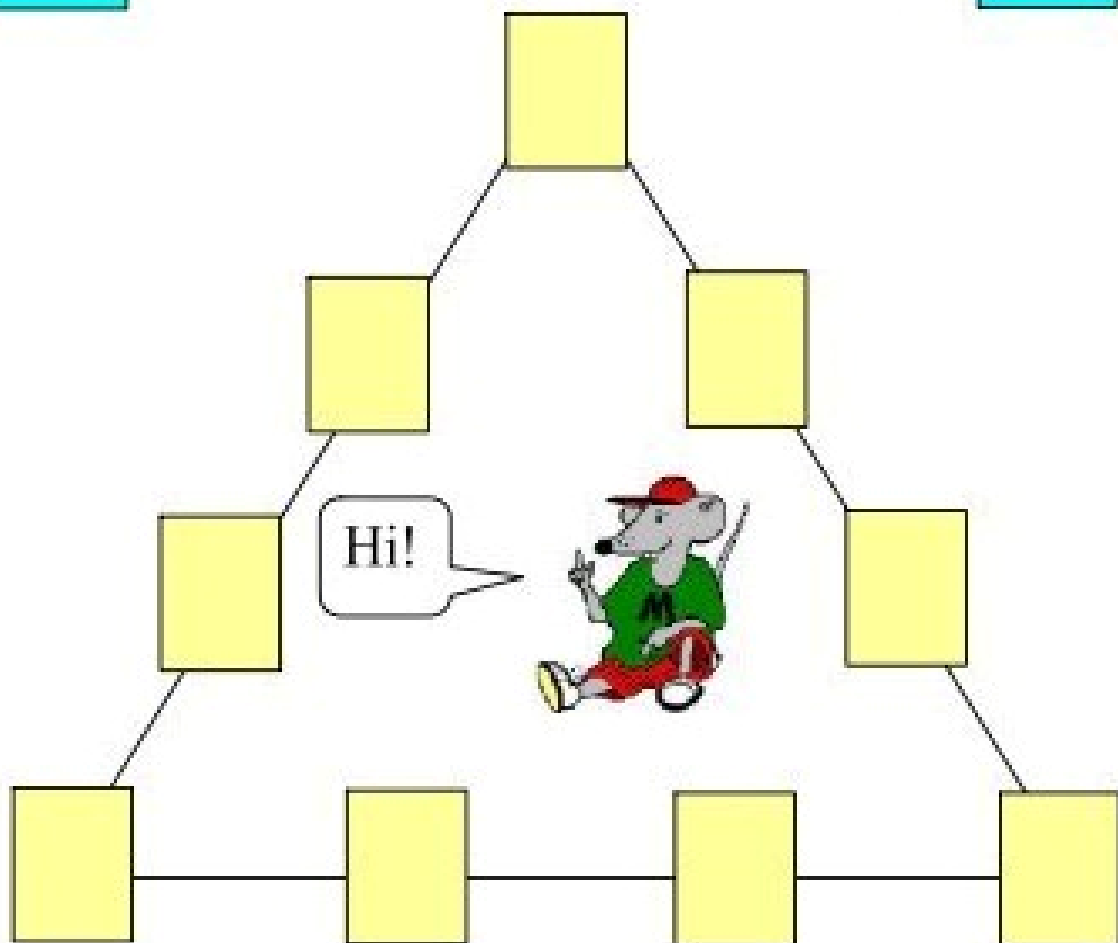
Puzzle time



Tricky twenty triangle

1	2	3	4	5	6	7
8						9


Put the numbers 1 to 9 in the boxes below so
That each side of the triangle adds up to 20.





PROJECT WORK

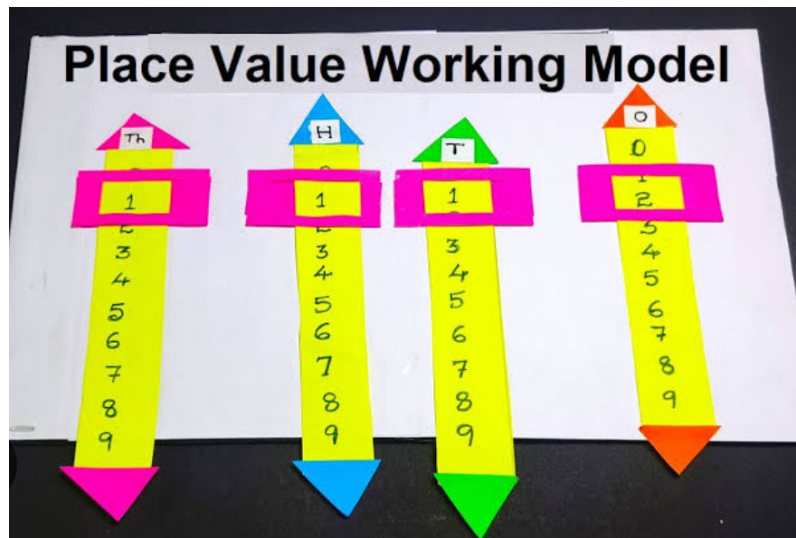
1. Design a 3D model with beads that move to calculate. (Abacus)
(Roll no.1 to 8)





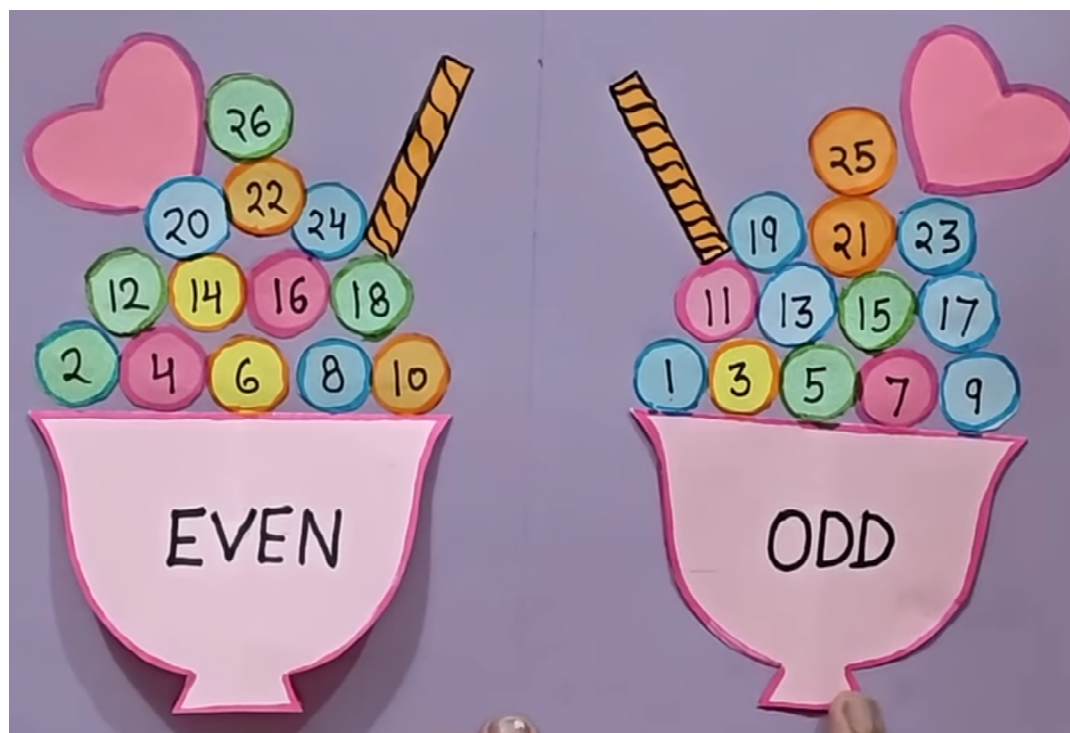
2. Sort numbers into different place value categories (thousand, hundred, tens and ones).

(Roll no. 9 to 16)




3. Design patterns using even and odd numbers.

(Roll no. 17 to 24)





4. Create a semi-circle Roman Number Doraemon theme clock.
(Roll no. 25 onwards)



NOTE: Take the help of internet for models and use your creativity to make it beautiful.



EVS

Instructions:

Do the worksheet in the fair notebook

Revise the work done till now

WORKSHEET-1

Q 1: Fill in the blanks:

1. Your _____ controls what your body does by sending and receiving messages.
2. Your _____ helps change the food.
3. Your _____ pumps blood to all parts of your body.
4. Your _____ holds your body.
5. Your _____ give your body shape and protect some inside parts of your body too.

Q2. Match the following.

- | | | |
|------------------------|---|------------------|
| A. Immovable joints | - | Skull |
| B. Movable joints | - | Hip joint |
| C. Involuntary muscles | - | Muscles of heart |
| D. Voluntary muscles | - | Muscles of leg |



Q3. Write some ways on how to keep your body healthy and also paste pictures

Q4. State whether the following statements are True or False

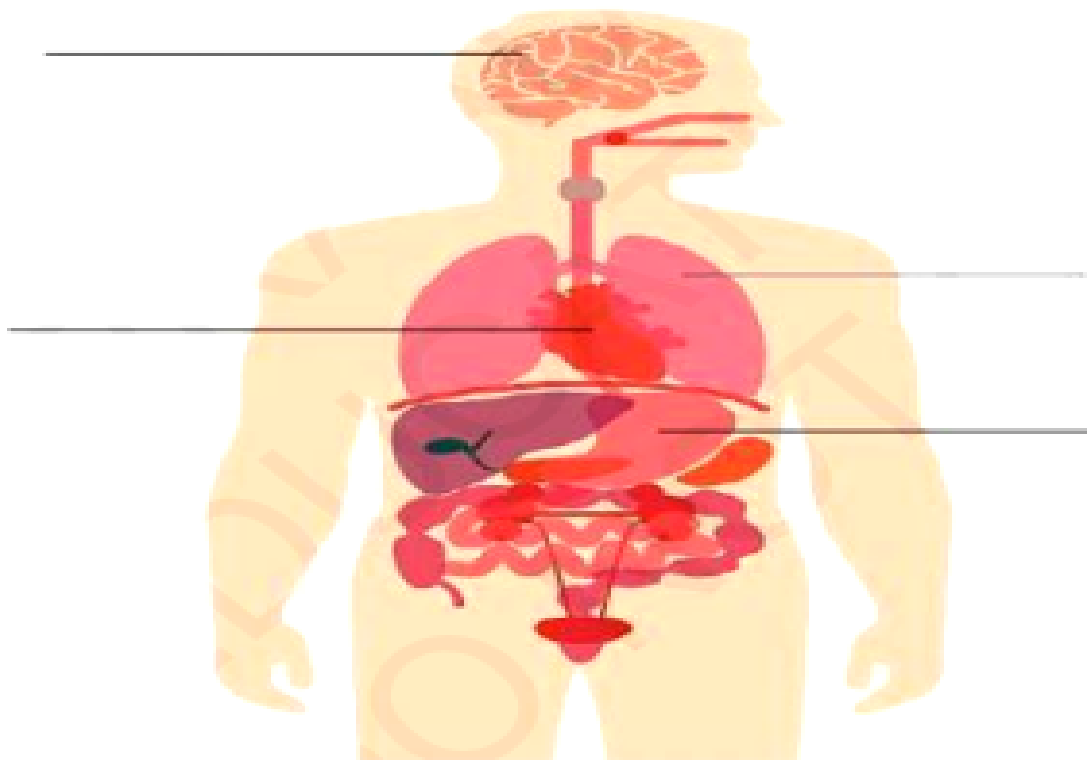
1. Comb is good when the hair is wet.

2. We breathe through heart.

3. Physical activities make us weak.

4. Fruits and vegetables are good for health.

5. Brain controls all other organs.





Q6. HOTS

1. What will happen if our kidneys stop working?



3. Why do we need 8 hours of sleep and what happens if we don't get enough rest?





PROJECT WORK

1. Draw and label a diagram of 'Food Pyramid' On an A4 size sheet and label it.

FOOD PYRAMID for KIDS





2. Pick any two food items and paste their wrappers or tetra packs. Then, look at the information on them and tell which one is healthier and why? (To be done on A4 size sheet)

COMPUTER

Worksheets to be done in the fair notebook.

Q1. Fill in the blanks-

- 1) The function of ____ device is to display the desired output.
- 2) ____ device can act as both an input and output device.
- 3) ____ are used to listen to music or sound without disturbing other.
- 4) ____ system in your computer takes care of your computer.
- 5) windows 11 was released on ____.

Q2. Choose the correct option-

- 1) Windows is an operating System developed by ____
a) Macintosh. b) Microsoft c) Both a and b
- 2) ____ is the latest version of windows operating system.
a) Windows 10 b) Windows 11 c) Windows 12
- 3) The parts of the computer that can be tossed in scene are called
a) Software b) Hardware c) Computer Icons
- 4) ____ is used to play games on a computer.
a) Touchscreen. b) Pen drive c) Joystick
- 5) CD stands for ____.
a) Control Disk b) Compact Disk c) Connect Disc



Q3. Match the following.

Group A	Group B
Joystick	Used to give presentations to a large audience.
Touch Screen	They are faster and produce more attractive documents.
Multimedia projectors	They are used by architects, engineers and map-makers.
Laser Printer	Used in mobile phones for selecting options.
Plotter	Controlling movements in a computer game

Q4) Write the function of following:



a) Smart watch






b) Application Software

c) Printer

d) Plotter












Q5) Complete the crossword by looking at the given picture.





Q6) Project Work. Write input processor output of the pictures given below

a.			
		PROCESS	output
b.			
	INPUT		
c.			
			OUTPUT

GENERAL KNOWLEDGE

Q: 1) Read any 5 Panchatantra stories during the holidays and enact your favorite one at home in front of your parents.

Q: 2) Write down some causes of fire at home.



Q:3) Water is a natural resource that we derive from the Earth. Without it, we would not be able to live! Imagine a world with no water at all. You wouldn't be able to drink, bathe, wash clothes and so on. Without clean water, other creatures, such as plants, animals, birds and ocean life would also get sick and die. Saving water is the need of the hour. Do you know that as kids you can play a big role in water conservation campaign?

In order to create awareness for saving water, you

•**Make two book marks on “Save Water” theme by your own imagination.**

Some ideas for bookmarks are given below:






ARTS AND CRAFTS

Father's Day (Shirt and Tie Card)

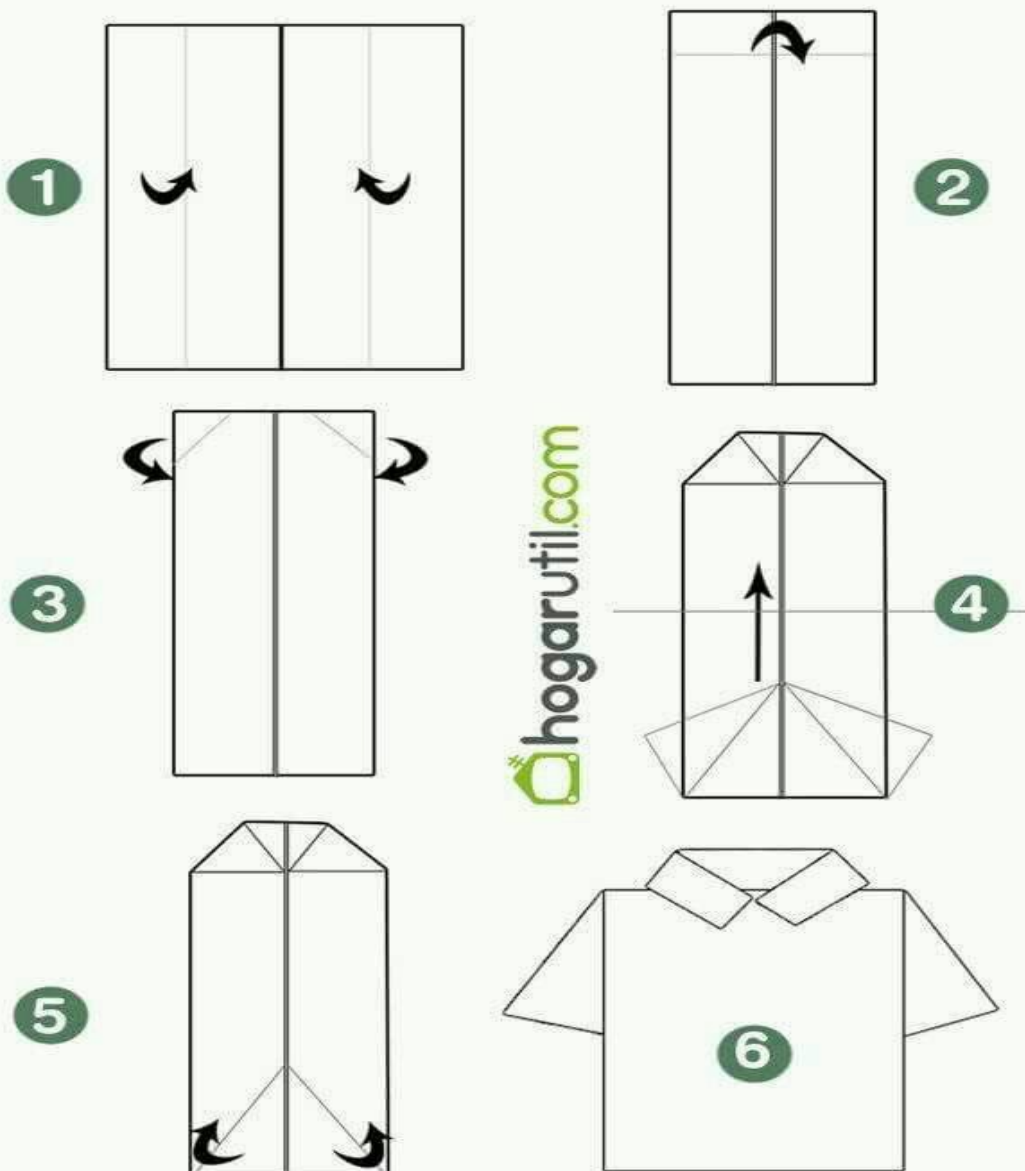
"World's Best Dad"

Express your creativity to make an attractive "shirt and tie card" for your father.





Camisas origami hogarutil.com







😊 HAPPY HOLIDAYS 😊