

Name- _____



Dear Parents

Holidays are always a welcome break from the normal routine and all of us look forward to them. They give us an opportunity to pursue all the activities that we enjoy but never found enough time to indulge in. When used appropriately, homework can reinforce what has been taught, contribute to the development of children, cultivate a healthy disposition towards learning and most importantly, maintain a continuation with the process of education that began at the Learning Center.

The holiday homework for Class II has been especially designed to strengthen the concepts taken up in ongoing themes. It will also ensure your maximum participation in your child's development plan. Care has been taken to plan activities that would help to build senses, enrich vocabulary. Enhance creativity and thinking skills. They will also develop an appreciation for music. We have tasks that encourage the spirit of scientific enquiry and foster awareness about nature. Along with all this, we have included personality development activities that aim at building values, improving self-esteem and memory.

Make sure that you click photographs of your child while doing all these activities with him/her. Create a collage of all the clicked pictures in scrapbook and send it to us so that we can celebrate his/her accomplishments when the school reopens.

We wish you a very happy and fruitful family time during this vacation and hope you have fun sharing the homework with your child.

Best regards

GUIDELINES FOR HOLIDAY HOMEWORK FOR THE STUDENTS

We are giving you a variety of fun filled activities and worksheets. Please take printout of holiday homework, which you can do during your vacation. Do all the written work neatly in separate three in one notebook and submit your work to your teacher after the vacation.

Here are few tips for you to follow -

- Play simple games like scrabble, Chess, Atlas, Word building.
- Assign a permanent workplace and a work-time. This brings in discipline in your life.
- Inculcate good manners-4 magic words 'Please, Thank you, Excuse me, Sorry'-Use them and see the difference.



- Help your mother to keep the house clean. Do small household jobs like dusting, watering the plants, laying the dinner table and so on. Keep your room and shelf clean and well organized.
- Practice tying your laces.
- Be encouraged to take up yoga or any other form of healthy activity during the vacation.
- Try to converse in English with your parents, siblings, friends and relatives, it will improve your proficiency in the language.
- Improve your handwriting by practicing a page of cursive writing daily.
- Switch off lights and fans when not in use.
- Kindly inculcate reading habits and read good books.

Wake up, Wake up! It's homework time, remember you promised to start by 9, I heard my mother uttering these lines, I think beginning the task on time keeps me alert, active & fine. Regular homework makes me shine.





ENGLISH

- Revise all the work done till now.
- Do given worksheets.
- Do 10 pages of cursive writing beautifully in 3 in one notebook. Please remember to follow the lines, curves, slants and the correct formation of letters.
- Explore the link given below: -
moral-stories-for-children:
Link for exploring Mother Nature-
<https://www.youtube.com/watch?v=-oWT9m7iNv0>

HINDI

- कोई एक कहानी या कविता लिखें।
- अखबार से संज्ञा शब्द (नाम, शहर, स्थान, वस्तु) के मोटे अक्षरों वाली शब्दों के कटिंग लेकर एक संज्ञा वृक्ष बनाएं
- प्रतिदिन पुस्तक पठन का अभ्यास करें।
- हिन्दी सुलेख के 10 पृष्ठ कापी में करें।
- कक्षा में कराया गया कार्य दोहराएं।

MATHS

- Revise all the work done till now.
- Learn and write table 2 to 5 in your practice notebook.
- Observe the different vehicles in your neighbourhood, note down their numbers and write those numbers in words in your notebook.
- Write the age of you family members and arrange in descending and ascending order.



EVS

- Complete the given worksheets.
- Revise all work done till now.

LET'S CREATE SOME HAPPY MEMORIES!!!



- Plant any one plant having any medicinal value (like mint, Tulsi, Aloe Vera). Click your photograph and paste them in your scrap book and write 2 lines on it.
- 5th June is WORLD ENVIRONMENT DAY. MAKE IT SPECIAL.
Look around you..... What do you see?
(Boxes, Newspapers, Jars, Bins, Cartons, old laces, buttons.)
Use your Magic Hands to create something new. For Example:





Mental Math: Addition & Subtraction

Add/subtract mentally and write the number.

a. 12 more than 30

b. 17 less than 50

c. 15 more than 55

d. The sum of 29 and 12

e. 19 added to 12 gives

f. Take away 15 from 99

g. 9 fewer than 10

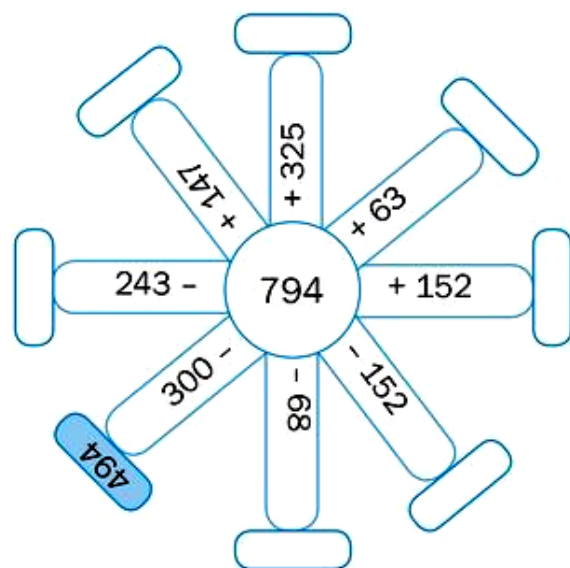
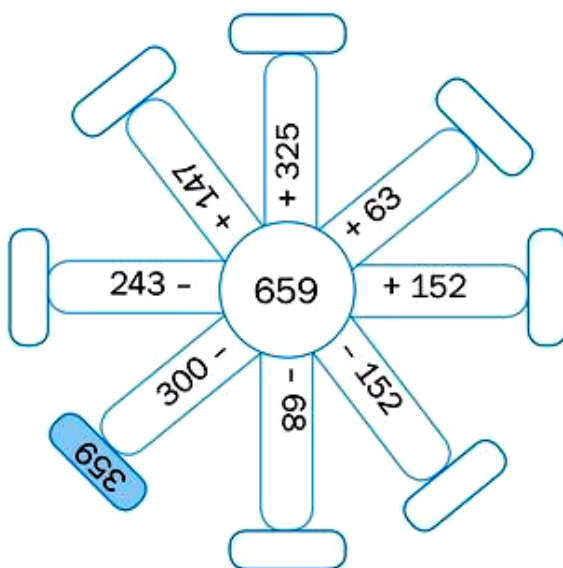
h. 14 more than 44

i. 99 minus 19

j. The sum of 12 and 88 gives

k. 19 reduced by 5

l. 12 subtracted 88





PRACTICE WORKSHEET

Name : _____ Roll No. : _____

Class : _____ Date : _____

ASCENDING AND DESCENDING ORDER

1 Arrange the numbers in ascending order.

179, 198, 154, 160, 6

--	--	--	--	--

68, 148, 28, 118, 180

--	--	--	--	--

20, 126, 62, 169, 46

--	--	--	--	--

52, 75, 39, 40, 19

--	--	--	--	--

2 Arrange the numbers in descending order.



194	45	82	170	117



49	174	26	162	54



119	29	82	160	99



168	42	24	190	72





Finish the pattern.

140, 138, 136, _____, _____

822, 833, 844, _____, _____

409, 419, 429, _____, _____

I have 5 ones, 9 hundreds, and 6 tens. What number am I?

I have 0 tens, 2 ones, and 3 hundreds. What number am I?

Circle the digits in the tens place.

219 358 675

Write the number that comes **between**.

768, _____, 770

219, _____, 221

Write the number that comes **before**.

_____, 413, 414

_____, 510, 511

Solve.

$$\begin{array}{r} 386 \\ +493 \\ \hline \end{array} \quad \begin{array}{r} 567 \\ -375 \\ \hline \end{array}$$

What is the value of the 8 in 48?

What is the value of the 9 in 93?

Joel has 3 coins in his pocket. Together the coins make 65¢. What coins does Joel have in his pocket?

Write **574** in expanded form.

_____ + _____ + _____

Write **362** in expanded form.

_____ + _____ + _____



Work Sheet 2

वचन

निम्न वाक्यों में चित्र के स्थान पर उचित शब्द लिख कर खाली स्थान भरो –


1.  खेल रहे हैं। _____ खेल रहे हैं।
2. हवा में  उड़ गए। हवा में _____ उड़ गए।
3. गाँव में दो  हैं। गाँव में दो _____ हैं।
4. बाग में  उड़ रही हैं। बाग में _____ उड़ रही हैं।
5.  जाल में फँस गए। _____ जाल में फँस गए।
6.  मेज़ पर रख दो। _____ मेज़ पर रख दो।
7. सोनू की जेब से  गिर गए। सोनू की जेब से _____ गिर गए।
8.  दौड़ रहे हैं। _____ दौड़ रहे हैं।
9. पार्क में  लगे हैं। पार्क में _____ लगे हैं।


बहुवचन में किया भी बहुवचन की हो जाती है। - है - हैं/था - थे.





एक  और एक  बहुत अच्छे

मित्र थे। एक बार दोनों को बहुत तेज़ भूख लगी। उन्होंने देखा कि

एक  पर बहुत से आम लगे थे। यह देख कर वे

दोनों बहुत खुश हुए। वह आम खाने ही वाले थे कि उन्हें एक 

..... की दहाड़ सुनाई दी। दोनों बुरी तरह घबरा गए। अचानक

 को अपने दोस्त  की

याद आई। वह ज़ोर-ज़ोर से उसे पुकारने लगा। वह अपने साथ

....., , और  

को भी ले आया। इतने जानवरों को एक साथ देखकर



..... बुरी तरह डर गया और वहाँ से भाग गया।

सारे जानवरों ने मिलकर मीठे- मीठे आम खाए।

विशेषण

चित्र के लिए सही विशेषण शब्द चुनें -













NAME :

Topic : My Body

Tick (✓) the correct picture.

I hear with my  or 

I smell with my  or 

I taste with my  or 

I feel with my  or 



1. My hands help me to



Sing

☐


Sleep

☐


Write

☐

2. My eyes help me to



Swim

☐


Dance

☐


Reading

☐

3. My feet help me to



Skate

☐


Paint

☐


Kick

☐





Worksheet - 3

My School

A. Answer the following :

1. The name of my school is _____.
2. My Principal's name is _____.
3. My class teacher's name is _____.
4. My favourite subject is _____.
5. My favourite room in the school is the _____.

B. Name the following pictures :



C. Write five lines about your school :

1. _____
2. _____
3. _____
4. _____
5. _____



Clothes

- | | | | |
|-----------|-----------|-------------|-------------|
| 1.belt | 5.shoes | 9.cap | 13.swimsuit |
| 2.necktie | 6.sandals | 10.sneakers | 14.skirt |
| 3.uniform | 7.shorts | 11.jeans | 15.trousers |
| 4.hat | 8.dress | 12.tshirt | 16.socks |





Name: _____



Tubby is a green turtle. She has a hard shell on her back. When she is scared, she hides inside her shell. Sometimes she swims and sometimes she takes a walk on the sand. Tubby builds a nest in the sand to lay eggs every two or three years. She loves to play with her cute little baby turtles when they hatch out of their eggs.

1. Where is Tubby?

Circle the picture of Tubby.



2. True or false?

- When Tubby is scared, she hides in the sand _____
- Turtles have shells on their backs _____
- Tubby is a good mother _____
- Tubby can swim but cannot walk _____
- Tubby loves to eat eggs _____
- Tubby uses sand to build nests _____

3. What color is Tubby?

Circle the right color.



4. What can Tubby do?

Check the right boxes.

☐ Hide in the shell

☐ Roar

☐ Play with her babies

☐ Fly

☐ Walk

☐ Jump

☐ Swim

☐ Lay eggs

☐ Build nests



2. Find the verbs in the wordsearch puzzle.

1

2

3

4

5

6

7

8

9

10

11

12

A	R	U	N	E	O	P	Y	A	L	P	C
P	R	W	R	S	F	Y	U	I	P	E	L
B	A	K	W	D	R	I	N	K	O	B	G
J	U	I	F	M	R	X	E	R	L	A	U
B	M	C	H	O	P	I	V	O	C	L	H
E	D	D	A	D	G	U	V	I	U	P	E
T	T	B	A	B	Y	E	A	E	T	E	D
I	U	M	U	M	X	S	E	R	B	E	A
R	W	A	T	C	H	U	D	C	Y	A	N
W	T	R	E	X	I	P	E	C	O	O	C
C	O	O	K	R	T	Y	Q	A	T	A	E

3. Write the correct number next to the words.

Dance	<input type="text"/>	Drive	<input type="text"/>	Play	<input type="text"/>
Cut	<input type="text"/>	Run	<input type="text"/>	Watch	<input type="text"/>
Eat	<input type="text"/>	Drink	<input type="text"/>	Swim	<input type="text"/>
Write	<input type="text"/>	Hug	<input type="text"/>	Cook	<input type="text"/>



SUBJECT PRONOUNS


Singular	Plural
I	We
You	You
He	They
She	
It	

Exercise 1: Write *he* or *she* for the names.

- Amy
- Jack
- Anna
- Kim
- Ben
- Mike

Exercise 2: Choose the correct pronoun.

- he/ she/ it/ **they**
- he/ she/ it/ they
- he/ she/ it/ they
- he/ she/ it/ they
- he/ she/ it/ they
- he/ she/ it/ they



Exercise 3: Match the nouns and the pronouns.

- the house b
 - Emily _____
 - Jack _____
 - Tome and Tony _____
 - Anna and I _____
 - Mike and you _____
- a. he
b. it
c. we
d. you
e. she
f. they

Exercise 4: Write the correct pronoun for the bold words.

- Beth and Ben** are British. → They are British.
- Bill** is American. → is American.
- Anna** is English. → is English.
- The tiger** is Indian. → is Indian.
- Tom and I** are Australian. → are Australian.
- The shoes** are Japanese. → are Japanese.

HOMELINK

Exercise 5: Fill in 'he', 'she', 'it', 'we', 'you' or 'they'.

- Helen
- Sam
- clowns
- plane
- you and Jane
- Nick and I
- feet
- children



Daddy's Day Out.

Father's Day (with mother assistance)

Father's Day is on the third Sunday of June. So pamper your father/grandfather. Make him feel special in every small way. Be a master chef for your dad. Put on your chef's cap and make something delicious to pamper your father on this father's day, like "Yummy, healthy Sprout Chaat loaded with Veggies ". Click photographs/selfies while preparing the chaat and paste in your scrap book.

Detailed Steps

(How to Prepare)

Step 1: Take the mixed sprouts into a bowl.

Step 2: Add onions, green chilies, chopped carrot, tomato, and paneer cubes to the bowl.

Step 3: Sprinkle salt and pepper into the mixture.

Step 4: Add two-three tablespoons of lemon juice and slowly mix it holding two spoons in both hands.

Step5: The tangy sprout chaat with veggies is ready. Enjoy!





Q.1 Fill in the blanks with the help of given words :




(spacebar , mouse , keyboard , Printer)

- a. We can type letters or numbers using the _____.
- b. The _____ key is used to add blank spaces between words.
- c. _____ is used to take a printout on paper.
- d. A _____ is used to point at things on the monitor.

Q.2 Write T for true and F for false :

- a. A monitor shows all the work done on a computer. ()
- b. A keyboard is used to draw pictures. ()
- c. You can watch stories on the CPU. ()
- d. A keyboard has five enter keys. ()

Q.3 Match the following with the correct names :

- | | | |
|--|----------|---------|
| a.  | Keyboard | () |
| b.  | Monitor | () |
| c.  | Mouse | () |



The art of practicing Yoga helps in controlling an individual's mind, body and soul. It brings together physical and mental disciplines to achieve a peaceful body and mind. It also helps in increasing flexibility, muscle strength and body tone.

Yoga is fun, try this pose

The sun salutation

The sun salutation

Just breathe in

Just breathe out....



We celebrate YOGA DAY on 21st June so on that day all the family members should do yoga and send the pics and videos to the class teacher



Art and craft

Make Your Own Paper Bag

Let's dive into a fun and engaging activity making your Paper Bag. This hands-on craft not only provides a practical use for recycled materials but also allows for creative expression.

Here is link given below on how to create your own Paper Bag:

<https://youtu.be/CWu3wHXS2LU?si=A7Yu01AcchhmDfWi>





Enjoy Your Holidays