



A.V.N. Sr. Sec. School
Sector-19, Faridabad

Holiday Homework
Class-I

Name- _____



Holidays are always a welcome break from the normal routine and we all look forward to them. They give us opportunity to pursue all those activities that we enjoy but never found enough time to indulge in. When used appropriately, homework can reinforce what has been taught, contribute to the development of children, cultivate a healthy disposition towards learning and most importantly, maintain a continuation with the process of education that began at the Learning Center.

The holiday homework for Class I has been especially designed to strengthen the concepts taken up in ongoing themes and to ensure your maximum participation in your child's development plan. Care has been taken to plan activities that would help to build senses, enrich vocabulary, enhance creativity and thinking skills as well as develop an appreciation for music. Kindly encourage the spirit of scientific enquiry and foster awareness about nature. Along with all this, we have included personality development activities that aim at building values, improving self-esteem and memory.

Make sure that you click photographs of your child while doing all these activities with him/her. Create a collage of all the clicked pictures in scrap book and send it to us so that we can celebrate his/her accomplishments when the school reopens.

We wish you a very happy and fruitful family time during this vacation and hope you have fun sharing the homework with your child.

Best regards

GUIDELINES FOR HOLIDAY HOMEWORK

We are giving you a variety of fun filled activities and worksheets which you can do during your vacation. Do them neatly in separate three in one notebook and submit your work to your teacher after the vacation.

Here are few tips for you to follow -

Play simple games like scrabble, Chess, Atlas, Word building.

Assign a permanent workplace and a work-time. This brings in discipline in your life.

Inculcate good manners-4 magic words 'Please, Thank you, Excuse me and Sorry'-Use them and see the difference.

Help your mother to keep the house clean. Do small household jobs like dusting, watering the plants, laying dinner table and so on. Keep your room and shelf clean and well organized.

Practice tying your laces.

Be encouraged to take up yoga or any other form of healthy activity during the vacation.

Try to converse in English with your parents, siblings, friends and relatives, it will improve your proficiency in the language.

Improve your handwriting by practicing a page of cursive writing daily.



Perform weekend tasks given below and make a note of them in the notebook.

Switch off lights and fans when not in use.

Remind your parents of traffic rules do not use a cell phone while driving.

Kindly inculcate reading habits and read good books.

*Wake up, Wake up! It's homework time, remember you
promised to start by 9, I heard my mother uttering these
lines, I think beginning the task on time keeps me alert,
active & fine. Regular homework makes me shine.*





ENGLISH

Revise all the work done till now.

Do given worksheets.

Do 10 pages of cursive writing beautifully in 3 in one notebook. Please remember to follow the lines, curves, slants and the correct formation of letters.

Language Development

* Encourage your child to converse in English.

* Choose any one object from your surroundings every day, let your child speak few lines on it to develop their speaking skills.

Activity- Make a beautiful chart on A4 size sheet according to your roll No.

Roll No.1 to 6- will make a beautiful chart on use of is/am/are.

Roll No.7 to 12 - will make a beautiful chart on joining words.

Roll No.13 to 19 - will make a beautiful chart on describing words.

Roll No.20 to 26 - will make a beautiful chart on use of in, on, under (Preposition).

Roll No. 27 to 33- will make a beautiful chart on doing words.





EVS

Revise all work done in class

SUGGESTED ACTIVITIES

- a) Exercise daily to keep yourself healthy and fit.
- b) Do any outdoor activity according to your choice. (For example:
Skating, Swimming, Dance, Cricket, nature walk etc.)

These activities will enhance physical strength, mental well being and connection with nature.

- c) Plant one tree.

Activity

Make a beautiful bookmark using any of the two sense organs on a (10/3 cm size) Pastel Sheet.



हिन्दी



- ★ आ, इ, ई, उ, ऊ की मात्रा के दस शब्द लिखिए और उनके वाक्य बनाइए।
- ★ प्रतिदिन पुस्तक पठन का अभ्यास करें।
- ★ हिन्दी में अपना नाम लिखना सीखें और उसका अर्थ जानें।
- ★ हिन्दी सुलेख के 15 पृष्ठ कापी में करें।

MATHS

Revise all the work done till now.
Learn and write table 2 to 5 in your practice notebook.
* Do practice of 10 questions of one digit addition and subtraction in your practice notebook.





MISSING DOTS

Complete the equation by drawing the missing dots.

$$\begin{array}{|c|} \hline \bullet \\ \hline \bullet \\ \hline \end{array} + \begin{array}{|c|} \hline \\ \hline \\ \hline \end{array} = 10 \quad \begin{array}{|c|} \hline \bullet \bullet \\ \hline \bullet \bullet \\ \hline \end{array} + \begin{array}{|c|} \hline \\ \hline \\ \hline \end{array} = 5$$

$$\begin{array}{|c|} \hline \\ \hline \\ \hline \end{array} + \begin{array}{|c|} \hline \bullet \bullet \\ \hline \bullet \\ \hline \end{array} = 8 \quad \begin{array}{|c|} \hline \\ \hline \\ \hline \end{array} + \begin{array}{|c|} \hline \bullet \bullet \\ \hline \bullet \bullet \\ \hline \bullet \bullet \\ \hline \end{array} = 7$$

$$\begin{array}{|c|} \hline \bullet \\ \hline \\ \hline \end{array} + \begin{array}{|c|} \hline \\ \hline \\ \hline \end{array} = 4 \quad \begin{array}{|c|} \hline \bullet \bullet \\ \hline \bullet \\ \hline \end{array} + \begin{array}{|c|} \hline \\ \hline \\ \hline \end{array} = 6$$

$$\begin{array}{|c|} \hline \\ \hline \\ \hline \end{array} + \begin{array}{|c|} \hline \bullet \\ \hline \bullet \\ \hline \end{array} = 3 \quad \begin{array}{|c|} \hline \\ \hline \\ \hline \end{array} + \begin{array}{|c|} \hline \bullet \bullet \\ \hline \bullet \bullet \\ \hline \bullet \bullet \\ \hline \end{array} = 8$$

$$\begin{array}{|c|} \hline \bullet \\ \hline \\ \hline \end{array} + \begin{array}{|c|} \hline \\ \hline \\ \hline \end{array} = 2 \quad \begin{array}{|c|} \hline \bullet \bullet \\ \hline \bullet \bullet \\ \hline \end{array} + \begin{array}{|c|} \hline \\ \hline \\ \hline \end{array} = 9$$



Comparing Numbers

Compare the numbers by choosing the correct symbol.

< = >

1. 25 42

< = >

6. 83 12

< = >

2. 33 12

< = >

7. 54 72

< = >

3. 65 34

< = >

8. 78 62

< = >

4. 23 44

< = >

9. 15 40

< = >

5. 55 62

< = >

10. 47 74



Ascending order

Descending order

3	13	7	2	10

19	3	17	8	11

5	11	9	12	10

17	14	8	2	20

1	12	6	9	19

4	15	11	7	12


16	13	8	5	17

5	14	4	2	16



Put in the number which comes before, between or after.

Before	Between	After
_____ 29	33 _____ 35	17 _____
_____ 18	5 _____ 7	30 _____
_____ 36	21 _____ 23	9 _____
_____ 7	12 _____ 14	25 _____
_____ 25	19 _____ 21	11 _____
_____ 31	37 _____ 39	39 _____
_____ 1	7 _____ 9	3 _____
_____ 23	26 _____ 28	29 _____





Fill in the gaps using in/on/under

1. The teddy bear is ____ the chair.



2. The cat is ____ the table.



3. The book is ____ the shelf.



4. The toy car is ____ the garage.



5. The hat is ____ his head.



6. The dog is hiding ____ the box.



7. The flowers are ____ the vase.





Write A/An



orange



frog



dog



cat



ice cream



shoe



goat



umbrella



bed

elephant



fish



apple




spider



duck

A) Read the comprehension passage and circle the correct one.

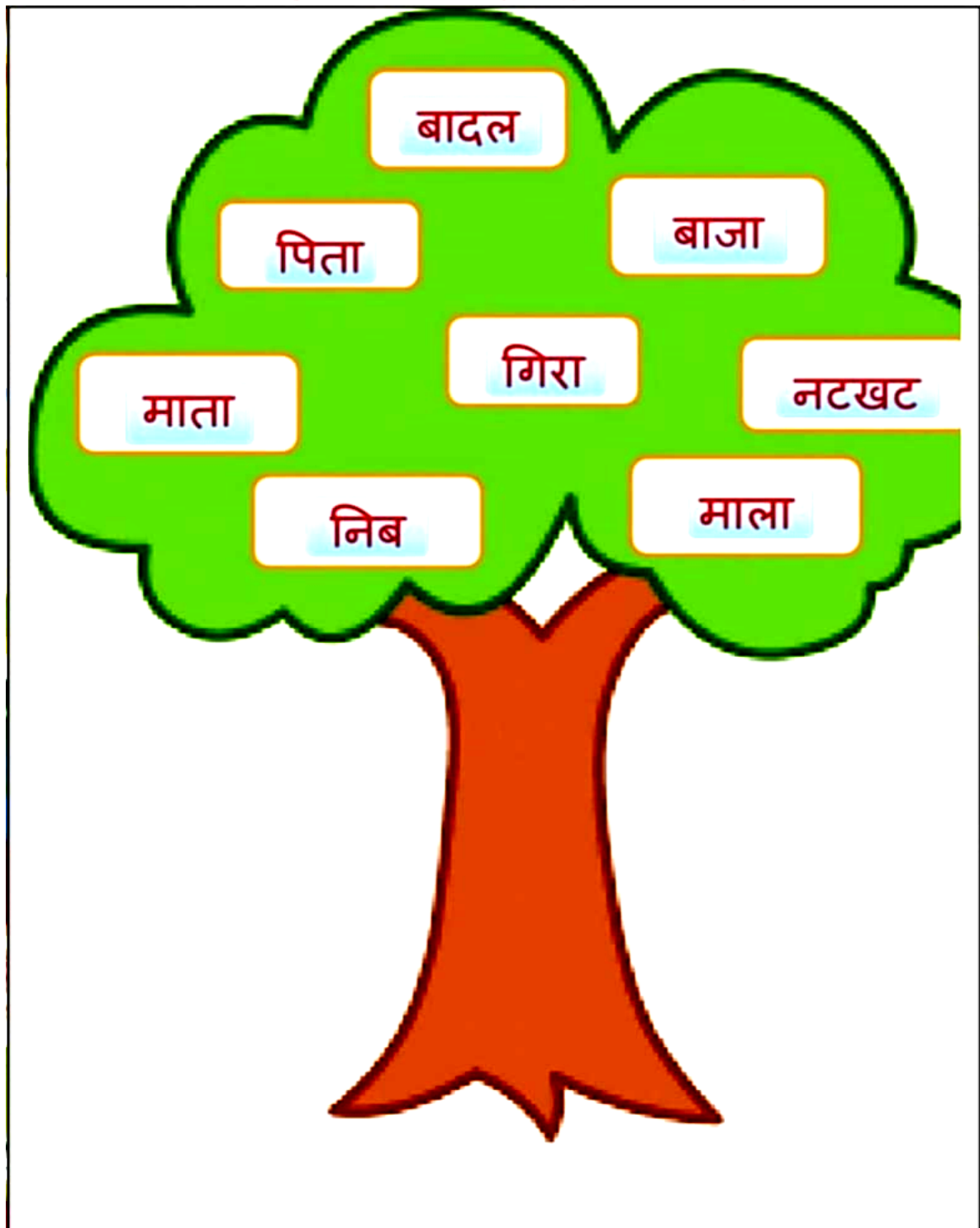


The Frog

The boy can see a little frog. The frog can hop. It can swim too. The boy is happy to see a little frog.

1. The frog can hop and _____.
a. walk b. swim c. sing
2. The boy likes the _____.
a. frog b. fog c. dog
3. The boy is _____ to see a little frog.
a. sad b. happy c. scared

आमात्रा के शब्दोंको लाल रंग से गोल करें और इ मात्रा के
शब्दों को पीले रंग से गोल करें:-





वाक्य बनाएं:-

- 1) शरबत - _____।
- 2) कटहल- _____।
- 3) पनघट- _____।
- 4) टमटम- _____।
- 5) महल- _____।
- 6) गाजर- _____।
- 7) बादल- _____।
- 8) अखबार- _____।
- 9) पाठशाला - _____।
- 10) गिटार - _____।
- 11) मिठाई- _____।
- 12) साइकिल - _____।
- 13) चिड़िया - _____।
- 14) डाकिया - _____।



अपठित गद्यांश

रविवार का दिन है। अखिल ,निशा और काजल घर पर हैं। अखिल किताब पढ़ रहा है। वह किताब से हिरन का चित्र बना रहा है। निशा ने हलवा बनाया, फिर दस मिनट बाद वह मामा के घर गए। मामा बाजार से नारियल व किशमिश लाया। सब पिकनिक पर गए। मामा ने गिटार बजाया और गाना गाया। शाम को सब घर वापस आ गए।

ऊपर दिए गए गद्यांश को दो बार ध्यान से पढ़ें और नीचे दिए गए प्रश्नों के उत्तर दें:-

प्र1 अखिल क्या पढ़ रहा है ?

ऊ _____।

प्र2. नारियल व किशमिश कौन लाया ?

ऊ _____।

खाली स्थान भरें:-

1. मामा ने _____ बजाया।
2. निशा ने _____ बनाया।

सही या गलत:-

1. वह किताब से हिरन का चित्र बना रहा है। ()
2. सब मामा के घर गए। ()



Self Introduction

What's your name?

Hello! My name is _____.



How old are you?

I am _____ years old.



How are you?

I'm _____.



Where are you from?

I'm from _____.



Where do you live?

I live in _____.



What school do you go to?

I go to _____ school.



What subject do you like?

I like _____.



What subject don't you like?

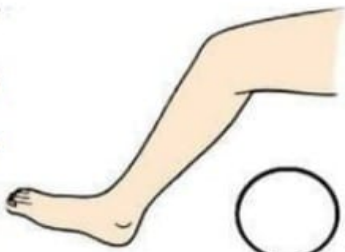
I don't like _____.



That's me!

© David Lisgo 2009

Match the following body parts
with the images given below.



1. TONGUE

2. LEG

3. EAR

4. FEET

5. MOUTH


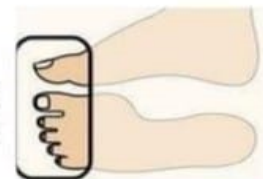

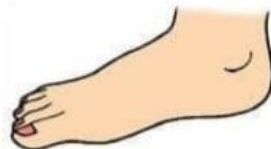


6. TOES

7. HAND

8. NOSE

9. EYE

10. ELBOW



Twinkl Worksheets



My Family.

Choose the correct word to fill the blanks.

1. Father and mother are called _____.
2. The parents of our _____ are called grandparents.
3. A _____ family has three to four members.
4. A big family is also called a _____.
5. A small family is also called a _____.
6. A _____ family has more than four members.
7. A _____ shows the members of the family.
8. Parents _____ of their children.
9. We must _____ our elders.
10. A father, a mother, and their children make a _____.
11. A brother of your father is an _____ to you.
12. A daughter of your aunt is a _____ to you.

joint family

small

big

family tree

respect

parents

nuclear family

cousin

uncle

take care

family

parents



Happy FATHER'S Day



HAPPY
Father's
Day!

"Let's take the time
to say 'Thanks, Dad.
I'm glad you're mine.
You are my 'Super Hero'."



Father's Day Activity: Children can do any one of the
following activities to gift their father on this special day.

- > Paper trophy
- > Badge using fan folding
- > A card

For your reference-



Special Moments - Click some pictures for
memory and paste them on A4 size sheets.

<https://www.youtube.com/watch?v=irKjE026fjQ>

https://www.youtube.com/watch?v=e_k2wKsX0xs

HAPPY FATHER'S DAY TO ALL THE HEROS OF OUR LIFE!



To keep you and your family members fit it's important to do yoga daily.
We celebrate YOGA DAY on 21st June so on that day all the family members should do yoga and send the pics and videos to the class teacher.



ADARSH VIDYA NIKETAN
SENIOR SECONDARY SCHOOL

Art and Craft Holiday Homework

Topic:- Lunch Mat

Material required:- One A3 size sheet, colour pencils and black sketch pen.

Write any thought or draw any picture:-

(For example:- Cartoons, Animals, Fruits and Vegetables etc) on an A3 size sheet.

After drawing the pictures, laminate the sheet.

Here are some pictures for your kind concern 🧐



Computer

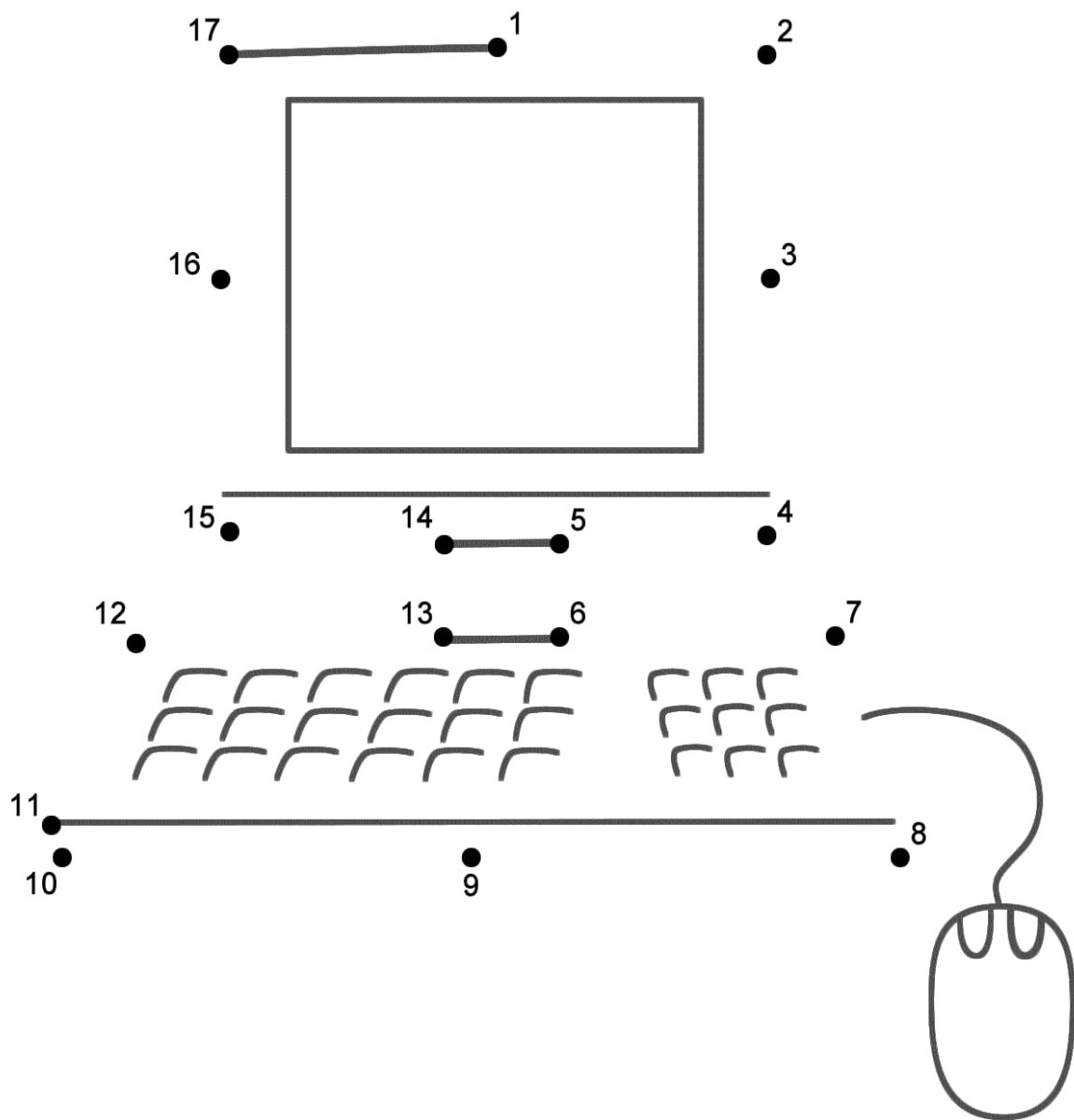
Write the parts of the computer
 using help box

keyboard	cpu	laptop
mouse	speaker	scanner
printer	monitor	pendrive



Pragna

Pragna



Join the dots and complete the picture given above.



Happy Summer Vacation



*****end*****