



**Time to say
Hello Summer's!**

**Summer Vacation
Holiday Homework**

(2024-25)

Class : Pre- Nursery



Dear Parents

SUMMER VACATION is round the corner. It brings with ever - smiling sun, scorching heat, ice creams, shakes and HOLIDAYS!!

Holidays are the time for parents to become teachers and friends. This period can be utilized to instill the virtues of 'care and share', 'self-help', 'learn from the

Environment' and 'Cleanliness'.

Vacation helps to rejuvenate your child. It provides you with an opportunity to spend your precious time with them and develop an everlasting bond. So let us make their summer break fun-filled with some creative and constructive work.

Wishing you and your ward an exciting, enriching and exhilarating vacation.

Here are some activities given to help your child become independent and confident:-

Independent Me

Please give instruction to your ward to do these activities at home....

Keeping his / her belongings back in their place.

Buttoning and Unbuttoning his/ her shirt.

Hanging School bag.

Opening and closing tiffin box.

Zippering and unzipping.

Proper toilet training.

Arranging shoes in the shoe rack .

Filling the water bottles.

Note: Kindly help your ward in completing the Home work.



This Is Me!

Create a collage of your pictures below.



ADARSH VIDYA NIKETAN SR. SEC. SCHOOL
SECTOR-19, FARIDABAD

My Name is Beautiful

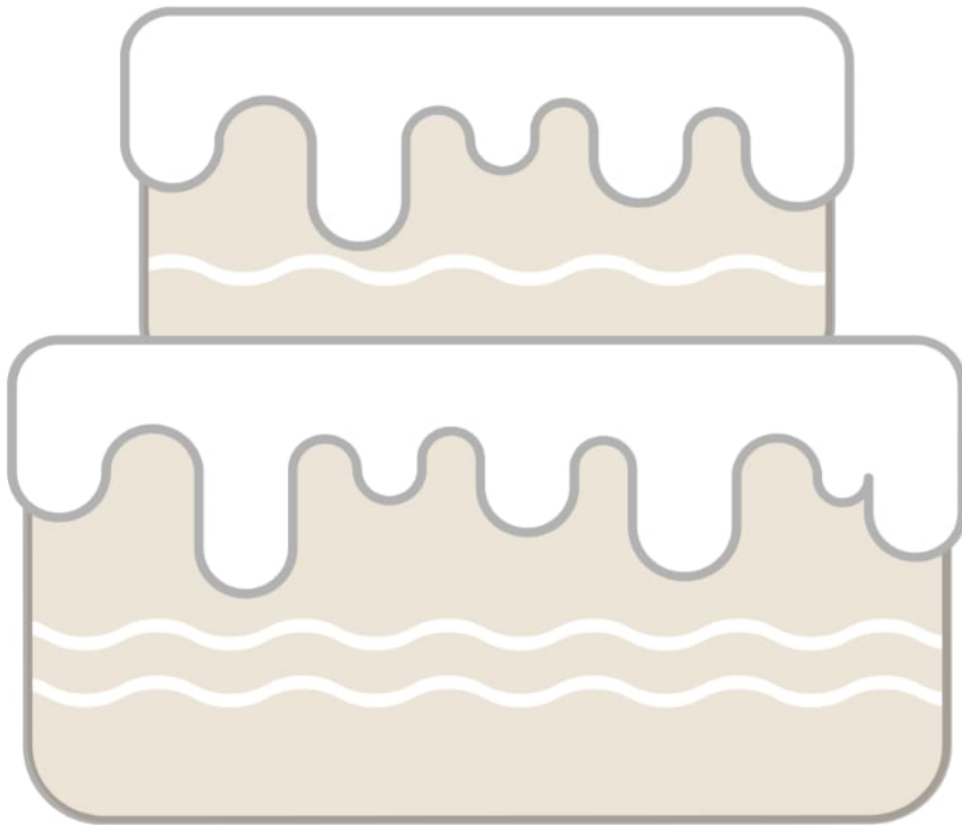
Write your name in the box below. Cut and paste the stickers below to decorate it.

A large, empty white rectangular box with rounded corners, intended for writing a name.



My Age

Draw candles on the cake according to your age. Don't forget to color the cake!



I'm __ years old



Before and After

Paste a photo of you as a baby and your latest photo

Baby Photo

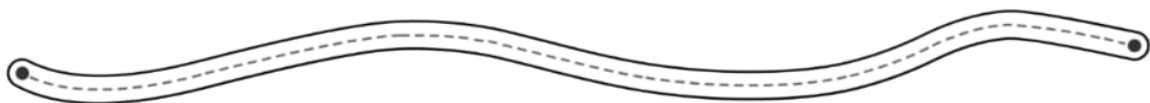
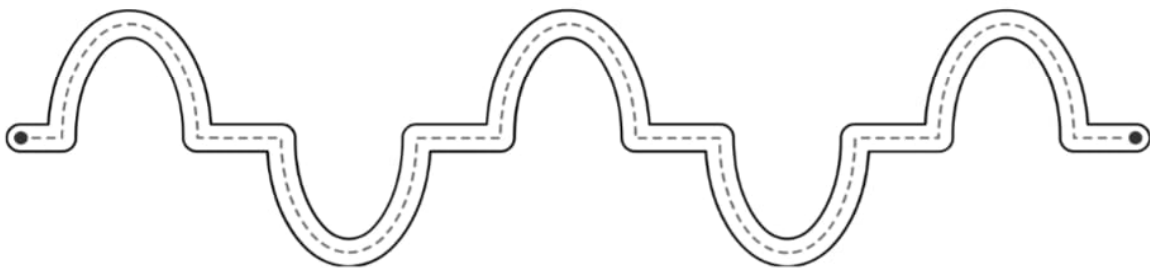


My Latest Photo



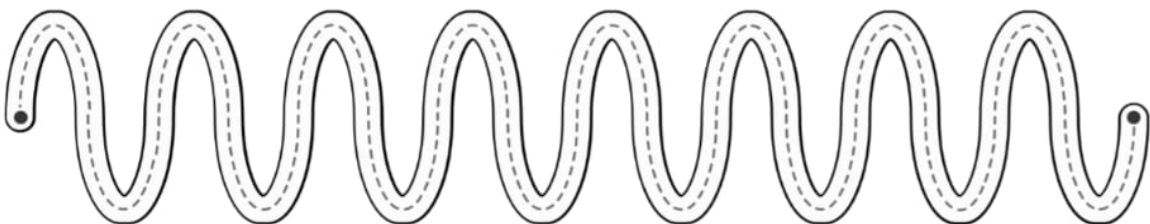
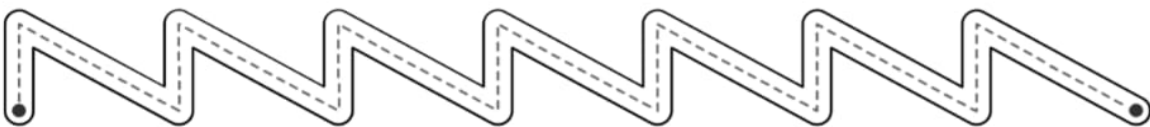

TRACING SKILLS

Carefully trace each line:




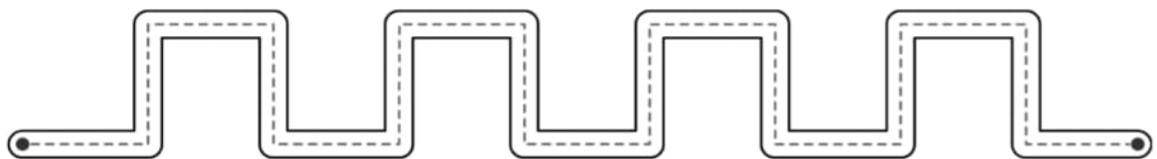
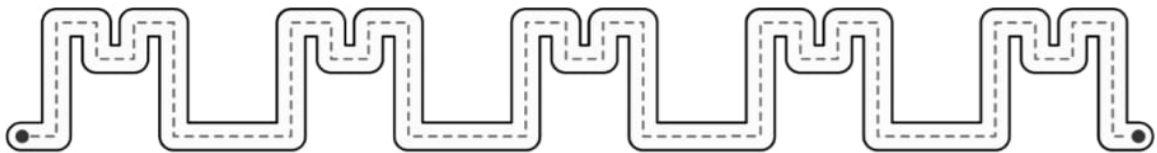
TRACING SKILLS

Carefully trace each line:





TRACING SKILLS

Carefully trace each line:



Elephant Maze

Help the mother elephant to reach her baby.



Big or Small?

Cut and paste the pictures into the correct box.

Big	Small




Which One is Different?

Find and circle the different one.




Red




Apple




Cherries



Strawberry



Ladybug



Crab


Yellow




Banana




Corn



Sun



Bee




Duck

Sort it!













Cut out the pictures and order from smallest to largest.

--	--	--



CIRCLE ART

Let's be creative! Turn these circles into anything that you want!



CLAY CRAFT

Make the object using playdough.



CLAY CRAFT

Make the object using playdough.



CLAY CRAFT

Make the object using playdough.



CLAY CRAFT

Make the object using playdough.



HAPPY FATHER'S DAY



**Create some fabulous keepsakes
with these Father's Day crafts**





Thank you



ADARSH VIDYA NIKETAN SR. SEC. SCHOOL
SECTOR-19, FARIDABAD