



*AVN Senior Secondary School
Sector-19, Faridabad*

Session: 2024 - 2025

Holiday Homework for NURSERY





Dear Parents

We know summer holidays are the time of the year when you get an opportunity to spend time with your child. To keep the little ones indoor in the sweltering heat and to utilise them in creative activities, we have attempted to design meaningful, creative activities to occupy the kids in their free time. We wish you have an enjoyable summer vacations with your kids. Here are few tip which will engage your kids in holidays.

Suggested Books

Books are a man's best friend. Buy different picture books, colouring books and story books for your child. Let the child do picture reading, colour the sheets in the colouring books and recall the characters and incidents of the story

Know your home

Play different games with your kids to encourage them to express freely and make them more responsible. It is going to increase their self confidence and help them grow into as an independent and confident individual. Collect things that belong to different rooms in the house and ask your child to name the objects and the room to which they belong. Help them to place the things back at the right place.





Suggested Tv Channels

- Baby TV
- Disney Junior
- Discovery Kids

• Suggested Movies

- The Jungle book
- Good Dinosaur
- Get close to nature



Take your child for regular morning walk to breathe in fresh air. Make him/her aware of the benefits of the morning walk and tell him/her about different types of plants, flowers and birds so that he/she can generate love for nature.



• Lets converse in English

1. How are you? I am fine, thank you.
2. I am thirsty. Please give me water.
3. I am hungry. Please give me food/fruits to eat.
4. I have finished my work/food.
5. Please open/close my tiffin/bottle/bag.
- Please switch on/off the light/fan.



Personal Hygiene

Encourage your child to take care of 'Personal Hygiene' by inculcating the following habits:

1. Brushing teeth twice daily.
2. Combing hair regularly.
3. Bathing everyday.
4. Washing hands before and after meals.
5. Trimming the nails and keeping them clean.





Home Assignments

- Take a print out of the worksheets and help your child to complete them.


NOTE: Make a three in one notebook for holiday homework and guide your child do the following work:

English: Make the child practice capital and small (Aa-Dd). (10 times each.)

Maths: Make the child practice counting 1-5 in figures. (10 times each.)

Hindi: Make the child practice स्वर अ,आ,उ,ऊ,अं तथा अः (10 times each.)

EVS: Make the child revise Body Parts and Myself from EVS book.





FUN TIME



Young Chef– Help your ward do the following:

Fruit Cream Desert

Ingredients:

- Vanilla Ice cream
- Favourite fruits
- Choco chips

Recipe:

Add the fruits of your choice to the melted vanilla ice-cream. Pour the mixture into a bowl and garnish it with dry fruits or Choco chips. Let's create memories for life by clicking pictures at every step.

YouTube Link:

<https://www.youtube.com/watch?v=OukGt3RXJv8>



Mango Shake

Ingredients:

- Chopped mangoes
- Milk
- Sugar
- Ice cubes
- Dry Fruits

Recipe:

Take chopped mangoes, add sugar and milk in a blender. Blend it well, pour it in glasses and garnish with dry fruits. Serve to the family members

YouTube Link:

<https://www.youtube.com/watch?v=uGuClgBwHC4>



Watermelon juice

Ingredients:

- Watermelon
- Honey
- Salt
- Lemon Juice

Recipe:

Take chopped watermelon cubes in the blender add honey, ice cubes and lemon juice. Blend it, strain and collect the juice in a vessel. Enjoy watermelon juice with family

YouTube Link:

<https://www.youtube.com/watch?v=4CJAHF9LK-8>





- **DIY Tactiles: Make DIY Tactile Alphabet Cards for Capital and Small(Aa-Zz). Parents are requested to help their wards in making the flash cards.**


YouTube Link: <https://www.youtube.com/watch?v=-EDvgdplC-8>



स्वर और व्यंजन: Make flash cards of स्वर and व्यंजन and parents are requested to help their wards in making the flash cards


YouTube Link: <https://www.youtube.com/shorts/Cxs7ystq8-s>





Maths Flashcards

Make flash cards of 1-10 counting with pictures and parents are requested to help their wards in making the flash cards.



Bed Time Stories to hear during the vacations:

- https://www.youtube.com/watch?v=tUjOL_Nk6uo
- <https://www.youtube.com/watch?v=h6exBJL8Ovg>
- <https://www.youtube.com/watch?v=ADi7F695d90>
- <https://www.youtube.com/watch?v=-gdcgnSrUvU>
- <https://www.youtube.com/watch?v=bQFnBuN94FA>



Values we nurture

Getting kids to complete tasks of everyday living is important to their development. Helping your child to identify their part of their daily routine is one step toward practicing independence and responsibility.

DAILY CHORES		JUNE				
		1 DAY OFF	2 Set Table	3 Clean Room		
4 Help with Dinner	5 Water Plants	6 Clean Room	7 Make Bed	8 Dump Garbage	9 Clean Room	10 DAY OFF
11 Pick Up Toys	12 Clean Room	13 Fold Your Clothes	14 Set Table	15 Clean Room	16 Help with Dinner	17 Water Plants
18 Clean Room	19 Make Bed	20 DAY OFF	21 Clean Room	22 Dump Garbage	23 Pick Up Toys	24 Clean Room
25 Learn To Tie Shoelaces	26 Set Table	27 Clean Room	28 Help with Dinner	29 Water Plants	30 Clean Room	

Father's Day Activity

There's an eternal bond that a child shares with his father. The way kids express their gratitude, love and affection towards their father is an important gesture. They feel this almost every day and by celebrating Father's Day they can convey these feelings in the purest form and expression.

To help the little ones express their love on Father's Day we have shared a link of a card. They can make the card and give it to their father on Father's Day. Follow the instructions and make the card for your father. Here is the link given below:-

<https://www.youtube.com/watch?v=3VUURUf5Fn4>



Don't forget to click a beautiful picture with your father and do tag AVN school on Instagram:
<https://www.instagram.com/avnschool19/>



International Yoga Day

Celebrated on June 21, International Yoga Day celebrates the physical and spiritual prowess that yoga has brought to the world stage. While it is an important source of exercise and healthy activity millions join in and practice on a daily basis. Kindly make your ward to do some yoga poses and don't forget to click the pictures and share with us



Learn Phonetics

Encourage your child learn the below phonetics.

Phonic English words sound in Hindi

A	- ऐ	- APPLE	N	- न	- Nest
B	- ब	- Bat	O	- ओ	- Owl
C	- क	- Cat	P	- प	- Parrot
D	- ड	- Dog	Q	- क्व	- Queen
E	- ए	- Egg	R	- र	- Rat
F	- फ	- Fan	S	- स	- Sun
G	- ग	- Goat	T	- ट	- Tent
H	- ह	- Hen	U	- अ	- Umbrella
I	- इ	- Ice, Ink	V	- व	- Van
J	- ज	- Jug	W	- वाँ	- Web
K	- क	- Kangaroo	X	- क्स	- Box
L	- ल	- Lion	Y	- य	- Yak
M	- म	- Mango	Z	- ज़	- Zoo



Worksheets

BODY PARTS

Identify and match the body parts



EAR

EYE

MOUTH

HAND

LEG


HAIR

NECK

NOSE

ARM

FOOT



Match the Alphabets with the object
with the same starting Alphabet

D



c

B



b

E



d

A



a

C




e





NAME: _____ CLASS: _____ DATE: _____

CIRCLE THE ALPHABET

Color the given object and circle the matching alphabet

 <p>A</p>	<p>A C B B A A A B A A B C A C A B A C</p>
---	---

 <p>B</p>	<p>B C B A B C C A B C A B C B A B B A</p>
---	--

 <p>C</p>	<p>A C B C C A C A C A B C B C A C B C</p>
---	--

<https://eduakar.blogspot.com>





Name: _____

Count and Match

Draw a line between each number to the matching set of objects.

4



2



5



3



1






SUPERSTAR
WORKSHEETS

Counting Practice

Count the items and circle the correct number.



1 2 3




5 3 1



1 2 4



4 3 2



3 5 2



2 1 3

Image © J. Kishner Illustration Studio





स्वर उ में गोला लगाएं



उपहार



उल्लू

ऊ		अ
	उ	
अ		ऊ
	ल	उ
उ		ल

© copyright Estudynotes.com 2020





स्वर अं में गोला लगाएं



अंगूर



अंगूठी

अं औ अं
 अ औ
औ अं ओ
आ औ अं

© copyright Estudynotes.com 2020





Happy
Summer Holidays

