



ADARSH VIDYA NIKETAN
SENIOR SECONDARY SCHOOL
SECTOR -19, FARIDABAD

HOLIDAY
HOMEWORK
CLASS-VII
SESSION
2024-25

SUMMER





ENGLISH

1. CAGE CRAFTING (Roll no 1-8)

Cage crafting is a creative activity that enable students to reduce stress and anxiety by boosting self esteem and confidence. It also brings happiness to students.

INSTRUCTIONS:


- *Craft a cage with the help of colourful sheets.
- *Make a parrot with origami sheet.
- *On an envelope, write a short note on the importance of education and put it in the cage.
- *Decorate the cage beautifully.

2. EMOTIONS HUB (Roll no 9-16)

EMOTIONS play an important role in how we think and behave. The emotions we feel each can compile us to take actions and influence the decisions we make in our life.

INSTRUCTIONS:

- *Students will select five pictures of their own, their parents or their relatives in different emotions and paste them on an A4 sheet.
 - *They will write the expression below the pasted picture and write the reason for that emotion.
 - *They will also write how they handled that emotion.
- Below are some examples of name of the emotions. Select any 5





3. POSITIVE THOUGHTS (Roll no 17-24)

Positive thought is also a form of creativity that children love to do in leisure. They also write different positive thoughts in their diaries .

Instructions:

Each child will make either a pen stand or a book mark or a hand made clock.

Then write positive thought on each crafted object using own imagination and creativity

Write 2-3 positive thoughts.

Decorate the object beautifully.



AccuPrints motivational Pen holder Size: 4 x 2.75 inch

4 ★★★★★ (174) · ₹229.00 INR*

Made using eco-friendly and natural products this...

Visit >

More v

* Check website for latest pricing and availability. Images may be subject to copyright. Learn More

Share

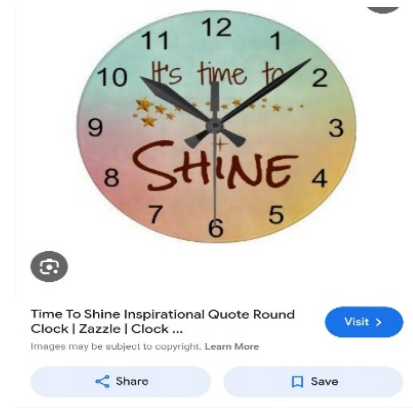
Save



Amazon.in · In stock
Pen Stand by MakerTech Gifti...



YouCustomizell · In stock




Time To Shine Inspirational Quote Round Clock | Zazzle | Clock ...

Visit >

Share

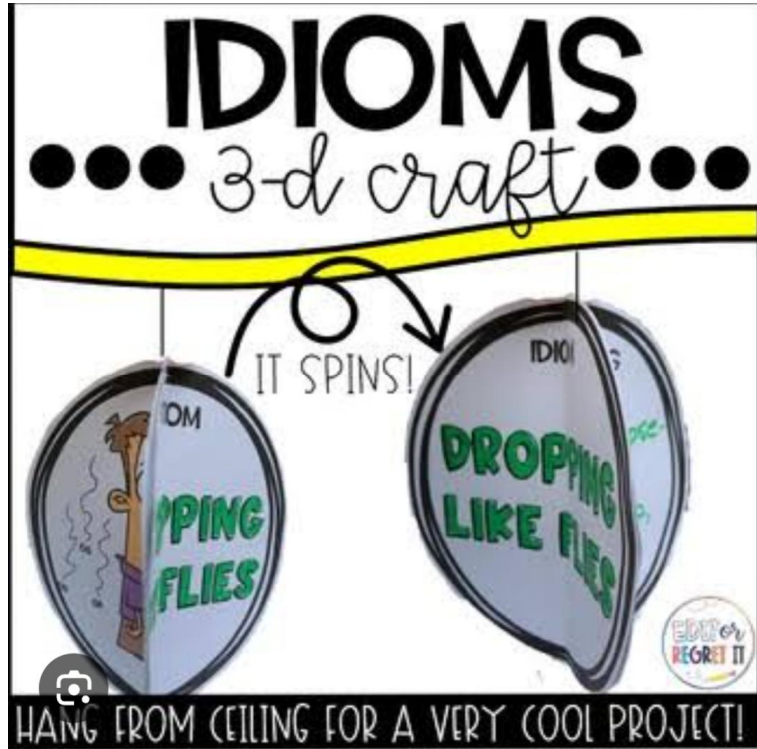
Save





4. IDIOMS 3D WALL HANGING (Roll no 25 to 32)

Idioms are used to convey message in a concise and effective manner and often have deep cultural or historical significance. It also helps to create a vivid and memorable image in the minds of the audience.



Instructions:

Students will draw 3-D image of an idiom apart from the idioms done in notebook. They will write an idiom, its meaning and draw colourful picture related to it. Each student will write 5 idioms and join these idioms in the form of wall hanging. Decorate it beautifully.

हिंदी

निर्देश - * कार्य सफाई से तथा सुंदरता पूर्वक करें।

* हिंदी पाठ्यपुस्तक और व्याकरण उत्तर पुस्तिका में जितना कार्य करवाया गया है उसे याद भी करें।

* जितना पाठ्यक्रम प्रथम आवधिक परीक्षा में आ रहा है, उसकी भी पुनरावृत्ति करें।

प्रश्न 1 दिए गए विषयों पर अनुक्रमांक के अनुसार स्लोगन तैयार कीजिए।

* हिंदी भाषा देश की शान (1-5)

* बेटी बचाओ बेटी पढ़ाओ (6-10)

* पर्यावरण प्रदूषण पर रोक (11-15)

* आधुनिक युग में शिक्षा (26-20)

* स्वच्छता अभियान (21-25)

* प्लास्टिक पर रोक (26-30/31)



प्रश्न -2 कुछ शरीर के अंगों का प्रयोग करते हुए चित्रात्मक वह रोचक तरीके से मुहावरे अर्थ तथा वाक्य तैयार कीजिए।

कान संबंधी (1-5)

आंख संबंधी (6-10)

नाक संबंधी (11-15)

सिर व बाल संबंधी (16-20)

पैर व घटना संबंधी (21-25)

चेहरा व मुह संबंधी 26-30/31)

प्रश्न 3 निम्नलिखित विषयों पर अनुक्रमांक के अनुसार चार्ट या प्रोजेक्ट तैयार करें ।

संज्ञा व उसके भेद (1-5)

सर्वनाम व उसके भेद (6-10)

विशेषण व उसके भेद (11-15)

शब्द विचार और वर्गीकरण (16-20)

समास व उसके भेद (21-25)

स्वर संधि व उसके भेद (26-30/31)

MATHS

Q1- Write and explain properties of integers using examples on A3 size sheet or chart paper. (Roll no. 1-6)

Q2- Make a working model on types of fractions / addition and subtraction of fractions (any one). (Roll no. 7-12)

Q3- Explain how fractions are related to decimals. Give examples for the same. (Roll no. 13-18)

Q4- Depict various methods of data handling giving examples on a chart paper. (19-24)

Q5- Give examples from daily life situations where you can use mean, median or mode. Write one for each on an A3 size sheet or chart paper. (Roll no. 25 onwards)

Revise FA- 1 syllabus and practice questions from NCERT exemplar. Also be creative and use your own ideas while doing holiday homework.

SCIENCE

Draw a poster on $\frac{1}{2}$ chart paper showing precautions to be taken while working in chemistry lab. (Roll no. 1 to 6)



Create a small model to show process of photosynthesis in green plants. Use material which is present at home like: cardboard, colored sheets, straws etc. (Roll no. 7 to 12)

Make a power point presentation (6-8 slides) showing digestion of food in human beings. Include pointers: ingestion, digestion, absorption, assimilation, and egestion. The ppt will be submitted on mail or whatsapp number of your concerned subject in-charge. (Roll no. 13 to 18)

Create a concept map on $\frac{1}{2}$ chart paper showing different modes of nutrition in different organisms. Use relevant pictures and diagrams. (Roll no. 19 to 24)

Note down the maximum and minimum temperature (weather forecast) for 10 days in a tabular form. Also prepare a list of food items (draw or paste pictures) that can be eaten in summers to reduce the heat wave. Write a paragraph about general precautions that should be taken during summer days. Represent this in a file folder. (Roll no. 25 and above)

SOCIAL SCIENCE

Note:

- 1. The work must be done in a very neat and presentable manner.*
- 2. Get as creative as you can. Paste pictures or use any innovative ideas that you may think of.*
- 3. Self and indigenous work will be encouraged.*

1. Activity task

A. working model of volcano 🌋 (Roll 1 to 6)

B. Layers of atmosphere. (Roll 7 to 12)

C. Paste 6 mughal emperor photos on A3 sheet and write their ruling year, their some important work. (Roll 13 to 18)

D. choose any 5 monument of India paste their pictures on A3 sheet and find out which rock and minerals are used in them. (Roll 19 to 24)

E. Draw a Diagram of Layers of earth. (Roll 25 to onwards)

3. Read and revise all these chapters which have completed.




संस्कृत

- 1 मातृदिवसे पंच वाक्य संस्कृते लिखत ।
- 2 रक्षाबन्धने पंच वाक्य संस्कृते लिखत ।
- 3 ग्रीष्मकालीन अवकाशे भवतां कुत्र भ्रमणाय अगच्छ तत्र भवतां किं किं दृश्य चित्र सहित वर्णनं ऋकुरुत ।
- 4 वर्ण विचार विषय वस्तु उच्चारण स्थान सहित लिखत ।
- 5 प्रहलिकायाः वर्णान् गृहीत्वा विभिन्नधातूनां लृटलकारस्य बहु वचनस्य रूपाणि रचयन्तु ।

भ	×	क	×	प
×	वि	रि	ठि	क्ष्य
ग	मि	ष्य	न्ति	न्ति
×	न्ति	न्ति	न्ति	×
ने	ष्य	न्ति	स्य	पा

- 6 भवतां ग्रीष्मकालीन अवकाशे यस्य संबन्धित जनेन मेलनं भवतां तेन यः वार्ता भव अस्य चित्रेण माध्यमेन संवादं क्रीयते ।
- 7 चित्रं दृष्ट्वा संस्कृते पंच वाक्यानि लिखत ।



- 8 भवतां पर्यावरणस्य रक्षा कथं करिष्यति चित्र सहित लिखत ।
- 9 ग्रष्मकालीन अवकाशे भवतां स्व मित्रेण सह भ्रमणाय गन्तुमिच्छति पितुः अनुमति हेतु एक पत्रं लिखत ।
- 10 संस्कृतस्य विद्वान् महर्षि कालीदास, बाणभट्टः, वेदव्यासः, कात्यायन, पाणिनी कश्चित् महापुरुषः चित्र सहित जीवनी लिखत ।

COMPUTER

Worksheet

A) Fill in the blanks:

1. Decision points in a flowchart are represented by _____ symbols.
2. Arrows in a flowchart indicate the _____ of flow from one step to another.



3. In a flowchart, the _____ symbol represents a process or action.
4. An _____ is a step-by-step procedure or set of instructions designed to perform a specific task.
5. You can insert _____ in Google Slides to make your presentations more engaging.
6. A small picture that represents an object or program is called as an _____.

B) Write an if-then-else condition to check if a number is even or odd.

C) Create a A4 size sheet and do conversion of 10 Binary numbers into its Decimal number and 10 Decimal numbers into its Binary number.

Prepare a well- explained chart or collage with pictures on the topic "Application areas of Artificial Intelligence".

Note: Given worksheet to be done and pasted in notebook, learn and revise all the work done in book (DigiCode AI) and Notebook.

G. K

1. Revise all the chapters covered in the month of April and May.

PROJECT WORK:

Hey AVNities ! Let us educate ourselves about our country - The Incredible India.

Choose any one state and write down its language, dance, traditional dress and cuisine.

Look for You Tube Videos about the state and explore its monuments, flora, fauna etc.

Write information in your scrap book. Also paste/draw related pictures.

DRAWING

Class 7 - Colorful Wall/ Ceiling hanging (Chandelier - from paper cups)

Required material - Disposable cup, Cardboard, colorful sheet, fevicol and decorative material.
