




A.V.N. Sr. Sec. School Sector-19, Faridabad

Holiday Homework Class-I

Name- _____



A colorful illustration at the top of the page shows a group of smiling children of various ethnicities and ages. They are holding up colorful balloons (pink, purple, green, blue) and a yellow hat with a red flower. One child is holding a drawing of a landscape with a house and trees. The background is light blue with a white cloud and a red sun. On the left side, there are several colored pencils (blue, purple, yellow, green, brown, pink, orange, red, yellow) pointing towards the center.

Dear Parents

Holidays are always a welcome break from the normal routine and all of us look forward to them. They give us an opportunity to pursue all the activities that we enjoy but never found enough time to indulge in. When used appropriately, homework can reinforce what has been taught, contribute to the development of children, cultivate a healthy disposition towards learning and most importantly, maintain a continuation with the process of education that began at the Learning Center.

The holiday homework for Class I has been especially designed to strengthen the concepts taken up in ongoing themes. It will also ensure your maximum participation in your child's development plan. Care has been taken to plan activities that would help to build senses, enrich vocabulary, enhance creativity and thinking skills. They will also develop an appreciation for music. We have tasks that encourage the spirit of scientific enquiry and foster awareness about nature. Along with all this, we have included personality development activities that aim at building values, improving self-esteem and memory.

Make sure that you click photographs of your child while doing all these activities with him/her. Create a collage of all the clicked pictures in scrap book and send it to us so that we can celebrate his/her accomplishments when the school reopens.

We wish you a very happy and fruitful family time during this vacation and hope you have fun sharing the homework with your child.

Best regards

GUIDELINES FOR HOLIDAY HOMEWORK FOR THE STUDENTS

We are giving you a variety of fun filled activities and worksheets. Please take printout of holiday homework which you can do during your vacation. Do all the written work neatly in separate three in one notebook and submit your work to your teacher after the vacation.

Here are few tips for you to follow -

- Play simple games like scrabble, Chess, Atlas, Word building.
- Assign a permanent workplace and a work-time. This brings in discipline in your life.
- Inculcate good manners-4 magic words 'Please, Thank you, Excuse me, Sorry'-Use them and see the difference.

- Be encouraged to take up yoga or any other form of healthy activity during the vacation.
- Try to converse in English with your parents, siblings, friends and relatives, it will improve your proficiency in the language.
- Improve your handwriting by practicing a page of cursive writing daily.
- Perform weekend tasks given below and make a note of them in the notebook.
- Switch off lights and fans when not in use.

Wake up, Wake up! It's homework time, remember you promised to start by 9, I heard my mother uttering these lines, I think beginning the task on time keeps me alert, active & fine. Regular homework makes me shine.



ENGLISH

ENGLISH

1. Revise all the work done till now.
2. Do the given worksheets.
3. Do 15 pages of cursive writing beautifully in 3 in one notebook. Please remember to follow the lines, curves, slants and the correct formation of letters.
4. Try to converse in English.
5. Choose any one object from your surroundings every day and speak a few lines on it with your parents. This will help in developing your speaking skills.
6. Activity- Make a beautiful chart on A4 size sheet according to roll no.
 - Roll No.1 to 6- will make a beautiful chart on use of is/am/are.
 - Roll No.7 to 12 - will make a beautiful chart on joining words.
 - Roll No.13 to 19 - will make a beautiful chart on describing words.
 - Roll No.20 to 26 - will make a beautiful chart on use of in, on, under (Preposition).
 - Roll No. 27 to 34 Will make a beautiful chart on doing words.



हिन्दी



हिन्दी

* आ, इ, ई, उ, ऊ की मात्रा के दस शब्द लिखिए और उनके वाक्य बनाइए।

* प्रतिदिन पुस्तक पठन का अभ्यास करें।

* हिन्दी में अपना नाम लिखे और उसका अर्थ जाने।

* हिन्दी सुलेख के 15 पृष्ठ कापी में करें

MATHS

MATHS

Revise all the work done till now.

* Learn and write table 2 to 5 in your practice notebook.

Do practice of one digit addition and subtraction in your practice notebook





ADARSH VIDYA NIKETAN SENIOR SECONDARY SCHOOL

EVS

- Complete the worksheets.
- Revise all work done in class.
- Pakka houses are stronger than kuch hai houses. Cut pictures of different kinds of houses from old magazines and newspapers and paste them on A4 size sheets and write few lines about why the pakka houses are stronger than kachcha houses.
- Students yesterday, I saw an inverted cockroach struggling for life. I helped it to get in the right position and ushered it to a safe place outside my house, instead of killing it. Click pictures of yourself being engaged in saving any life from that needs your help. Make a beautiful collage of your pictures and compile it in the folder.
- Let's nurture the nature so that we can have a better future. Hurray! It's time to celebrate World Environment Day on 5th June. Even a small change can make a huge difference to our world. Are you up for the change challenges? Let's plant one tree to make this world beautiful place to live in and protect our environment.



2. Unscramble the letters and write correct Number names. (Fine motor skills, analytical skills)



E N O



E N E V L E



W T O



W V E L E T



E H R T E



R I H E T T E N



R F U O



R O U F E T E N



E V F I



I F N E F T E



X I S



X I S E T N E



E V N E S



T E E N E S N E V



T G H E I



H E I G T N E E



E I N N



N E I N T E N E



N E T






W Y T E N T



ADARSH VIDYA NIKETAN
SENIOR SECONDARY SCHOOL

Flower Power





ADARSH VIDYA NIKETAN
SENIOR SECONDARY SCHOOL

MISSING DOTS

Complete the equation by drawing the missing dots.

$$\begin{array}{|c|} \hline \bullet \\ \bullet \\ \hline \end{array} + \begin{array}{|c|} \hline \\ \hline \end{array} = 10$$

$$\begin{array}{|c|} \hline \bullet \bullet \\ \bullet \bullet \\ \hline \end{array} + \begin{array}{|c|} \hline \\ \hline \end{array} = 5$$

$$\begin{array}{|c|} \hline \\ \hline \end{array} + \begin{array}{|c|} \hline \bullet \bullet \\ \bullet \\ \hline \end{array} = 8$$

$$\begin{array}{|c|} \hline \\ \hline \end{array} + \begin{array}{|c|} \hline \bullet \bullet \bullet \bullet \\ \bullet \bullet \\ \hline \end{array} = 7$$

$$\begin{array}{|c|} \hline \bullet \\ \hline \end{array} + \begin{array}{|c|} \hline \\ \hline \end{array} = 4$$

$$\begin{array}{|c|} \hline \bullet \bullet \\ \bullet \\ \hline \end{array} + \begin{array}{|c|} \hline \\ \hline \end{array} = 6$$

$$\begin{array}{|c|} \hline \\ \hline \end{array} + \begin{array}{|c|} \hline \bullet \bullet \\ \bullet \\ \hline \end{array} = 3$$

$$\begin{array}{|c|} \hline \\ \hline \end{array} + \begin{array}{|c|} \hline \bullet \bullet \bullet \bullet \\ \bullet \bullet \\ \hline \end{array} = 8$$

$$\begin{array}{|c|} \hline \bullet \\ \hline \end{array} + \begin{array}{|c|} \hline \\ \hline \end{array} = 2$$

$$\begin{array}{|c|} \hline \bullet \bullet \\ \bullet \bullet \\ \hline \end{array} + \begin{array}{|c|} \hline \\ \hline \end{array} = 9$$



ADARSH VIDYA NIKETAN
SENIOR SECONDARY SCHOOL

Nouns

Noun is a naming word. A noun is used to a person, place, thing or animal

Circle the nouns



sleeping



watch



playing



table



sheep



zoo



swimming



lion



jumping



bus



child

Use the nouns from above to fill in the blanks

1. _____ is the king of the jungle .
2. Every _____ likes to play with toys.
3. I go to school by _____ .
4. A _____ helps me be on time.
5. _____ gives us wool.
6. He cleaned the _____ before dinner.
7. A visit to the _____ is always exciting.

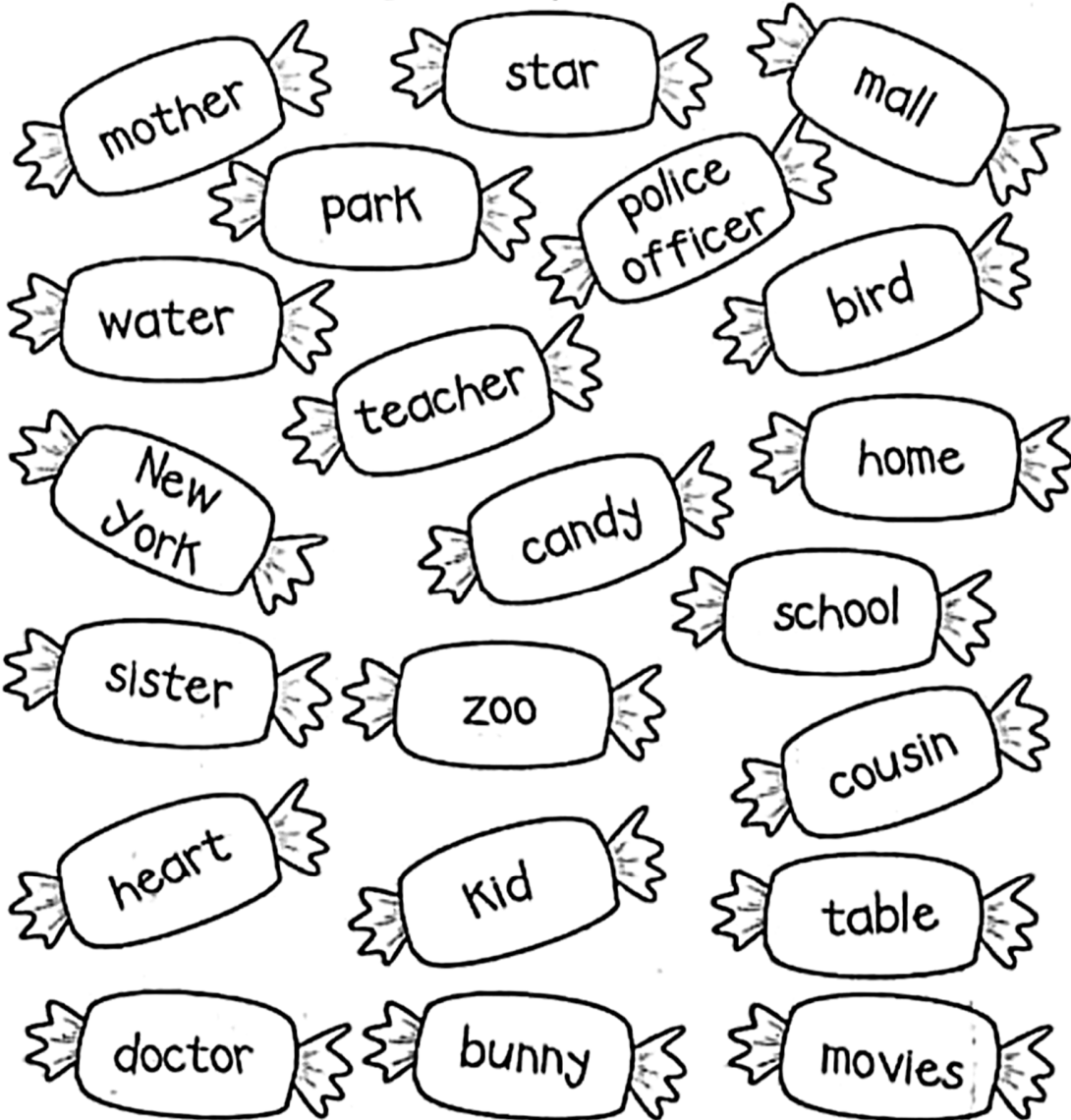


ADARSH VIDYA NIKETAN
SENIOR SECONDARY SCHOOL

SWEET NOUNS

Read the nouns on the candy. Use the colour code to colour the candy

Colour Code : person - red place - purple
 thing - pink animal - orange





ADARSH VIDYA NIKETAN
SENIOR SECONDARY SCHOOL

One and many

Circle the correct option for each other-



Bus
Buses



Door
Doors



Hen
Hens



Duck
Ducks



Dustbin
Dustbins



Hat
Hats



Girl
Girls



Tree
Trees



ADARSH VIDYA NIKETAN
SENIOR SECONDARY SCHOOL

**GREAT STORIES HAPPEN TO THOSE WHO CAN
TELL THEM.**

**It's time now to foster the story telling skills of our young
Dipsites.**

This summer choose any fairy tale from you tube, listen to the story four to five times and make a short video of yours narrating the story in your own words using props and your own creativity and send it to the class teacher.

A few fairy tales are given below (just for reference)

1. Cinderella
2. Snow white
3. The paper princess
4. The shoemaker and the elves
5. Rapunzel





ADARSH VIDYA NIKETAN
SENIOR SECONDARY SCHOOL

चित्र को ध्यान से देखकर खाली स्थान भरो।

(बकरी बादल आम पक्षी बेंच खिड़कियाँ)



- आकाश में तीन..... उड़ रहे हैं।
- चित्र मेंका एक पेड़ है।
- पेड़ के पास एक..... रखी है।
- सूरज..... के पीछे छिप गया है।
- घर में तीन नीले रंग की.....है।
- चित्र में.....घास खा रही है।



ADARSH VIDYA NIKETAN
SENIOR SECONDARY SCHOOL

HOLIDAY HOMEWORK

GRADE 1

वर्ग पहली में अ/ आ/ इ/ ई की मात्रा से दिये चित्र देखकर
उनके नाम ढूँढो।




न	ल	म	छ	ली
ग	सी	क	म	ल
आ	म	ना	का	प
दी	प	क	स	ह
ला	ल	गी	छा	ता
प	पी	ता	ही	ली
ड़ि	प	गी	नी	ला



ADARSH VIDYA NIKETAN
SENIOR SECONDARY SCHOOL

Colour the circle in the centre with your favourite color and colour the petals of flower according to

days of the week



sunday red
monday yellow
tuesday pink
wednesday green

thursday orange
friday blue
saturday purple



ADARSH VIDYA NIKETAN
SENIOR SECONDARY SCHOOL

ANIMALS

Write the animals name for each letter-

A _____

G _____

R _____

B _____

H _____

S _____

C _____

K _____

T _____

D _____

L _____

W _____


E _____

M _____

Z _____

F _____

P _____






ADARSH VIDYA NIKETAN
SENIOR SECONDARY SCHOOL

EVS

Name

Class & Sec.....

A. Write the name of the body part that is associated with the following object to complete the crossword.



B. Fill in the blanks with the help of the pictures given.

1. Teeth of a _____



2. Eye of a _____



3. Legs of a _____



4. Hands of a _____



5. Hair of a _____





ADARSH VIDYA NIKETAN
SENIOR SECONDARY SCHOOL

Q.1 Fill in the blanks with the help of given words :

(machine store music time)

- You can listen to _____ on a computer.
- A computer is a wonderful _____.
- A computer saves our _____.
- You can _____ information in a computer.

Q.2 Write T for True and F for False statements :

- You cannot play games on a computer. ()
- A juicer is a machine. ()
- A computer makes mistakes. ()
- You can type letters on a computer. ()

Q.3 Identify and write the parts of computer :

(mouse CPU keyboard monitor)



a.



b.

hAPPY Father's Day




Easy Peasy and Fun





To keep you and your family members fit it's important to do yoga daily.

We celebrate YOGA DAY on 21st June so on that day all the family members should do yoga and send the pics and videos to the class teacher.





ADARSH VIDYA NIKETAN
SENIOR SECONDARY SCHOOL

ART AND CRAFT

Topic:- Lunch Mat


Material required:- One A3 size sheet, colour pencils and black sketch pen.

Write any thought or draw any picture:-

(For example:- Cartoons, Animals, Fruits and Vegetables etc) on an A3 size sheet.

After drawing the pictures, laminate the sheet.

Here are some pictures for your kind concern. ↓





Summer
VACATION



Loading