



ADARSH VIDYA NIKETAN

SENIOR SECONDARY SCHOOL

Sector - 19 Faridabad

Website : www.avnschoolfaridabad.com

HOLIDAY HOMEWORK

CLASS- NURSERY

SESSION :2021-2022

STUDENT NAME: _____





Dear Parents,

Summer break is a most exciting part of school life. It provides time when you get an opportunity to spend quality time with your child.

Vacations are the time to reinvigorate and revive. Holiday are meant for enjoyment and if this time is used for creative pursuits, it becomes a learning experience.

The holiday homework has been designed to be a meaningful and creative exercise. Do ensure the child is involved under your guidance. So, go ahead and have a lots of fun.

Wishing you and your ward an enriching and exhilarating vacation.

SOCIAL DEVELOPMENT

Imbibe the following Social Skills in your child:

- *Answering the phone calls with a polite "Hello!".*
- *Sitting at the dining table with the family to eat the meals, using proper table manners.*
- *Sharing toys, colours etc. with siblings.*



Talk to your child about:

- ***The importance of keeping our surroundings clean.***
- ***The need to water the plants daily. Encourage them to do so.***
- ***Respecting and obeying their elders. Encourage them to help around in the house chores.***
- ***Taking care of his / her belongings.***

PHYSICAL DEVELOPMENT

- ***Encourage the child to participate in dancing and singing activities.***
- ***Encourage the child to take care of Personal Hygiene by inculcating the following habits:***
 - 1. Brushing teeth daily.***
 - 2. Combing hair regularly.***
 - 3. Bathing daily***
 - 4. Washing hands before and after meals.***



LIFE SKILLS

- *Teach toddlers how to wash their hands for 20 whole seconds.*
- *Even toddlers can learn how to sort toys and clean up.*
- *Lighten your laundry chores by having kids play “match your socks”.*
- *Teach them how to make a simple sandwich for their lunch... and yours!*
- *Allow your child to pick out their own clothing and get dressed. Only with assistance as needed.*
- *Teach them basic kitchen skills.*
- *Give a little help with garbage duty by teaching them how to take trash out.*
- *Work on learning how to snap, zip or button.*
- *Make the bed*
- *Feed and water pets/ birds.*



Magic words, “I am Sorry, Please, Excuse me, May I and Thank You”. Motivate the child to use these golden words. Try to converse in English with your child to boost his/her confidence.

You may motivate your ward to use these English sentences in their daily routine.

- ***Please give me a glass of water.***
- ***Mom! I am hungry.***
- ***Mom! Please give me _____ to eat.***
- ***I love to play.***
- ***Mom, please sharpen my pencil.***
- ***I have finished my work/food.***
- ***Please give me a bath.***
- ***Please comb my hair.***
- ***Wishing parents and elders: Good Morning, Good Afternoon, Good evening and Good Night***



Make a three in one notebook and do the below mentioned work in it or You may use any practice notebook or your fair notebooks as well.

ENGLISH: Practice capital and small letters (Aa- Dd). Five times each.

Revise the poems from Theme Book – 1.

MATHS: Practice counting 1-5 in figures.

Five time each

Maths Practice Book- Do Worksheet - 1,2,25,26,27,28,29&30.

HINDI: Practice स्वर अ, आ, उ, ऊ & ओ

Five times each.

Revise the poems from Theme Book – 1.

EVS: Myself, Parts of the body, Good habits & Summer Season. (THEME BOOK – 1).



Best out of Waste: Bottle Money Bank

You may choose any one activity and enjoy creating a useful as well as eye-catching piece! Out of waste DIY: Wondering how to make best out of waste from newspaper? Here's one for you. Help your children create a piggy bank from an old waste bottle to teach them the value of both saving and reusing.



What waste you need:

- *Plastic bottle*
- *Newspaper*
- *Sketch pens*
- *Glue*

Directions:

- 1. Clean and dry the bottle.*
- 2. On the side of the bottle, cut a slot big enough to send a coin through.*
- 3. Seal the edges with glued paper or tape to prevent any tearing.*



4. *Cover the rest of the bottle with the paper and paint it or make patterns.*
5. *You can even go all out and make it look like a pig with just same basic paper sticking.*
6. *Your money bank is ready!*

Paper Cup Wind Mill



What waste you need:

- ***Paper cups***
- ***Whitepaper***
- ***Board pins***
- ***Glue***
- ***Scissors***
- ***Paint***



Directions:

- 1. Paint the paper cups in vibrant colours.*
- 2. Pile them on top of each other and glue them together to create a tower.*
- 3. Use the paper to make a pinwheel and attach it to the topmost cup with a pin.*
- 4. You have your own windmill!*

Shoebox Maze

Use an old shoebox and some straws that'll keep the kids playing for hours!



What waste you need:

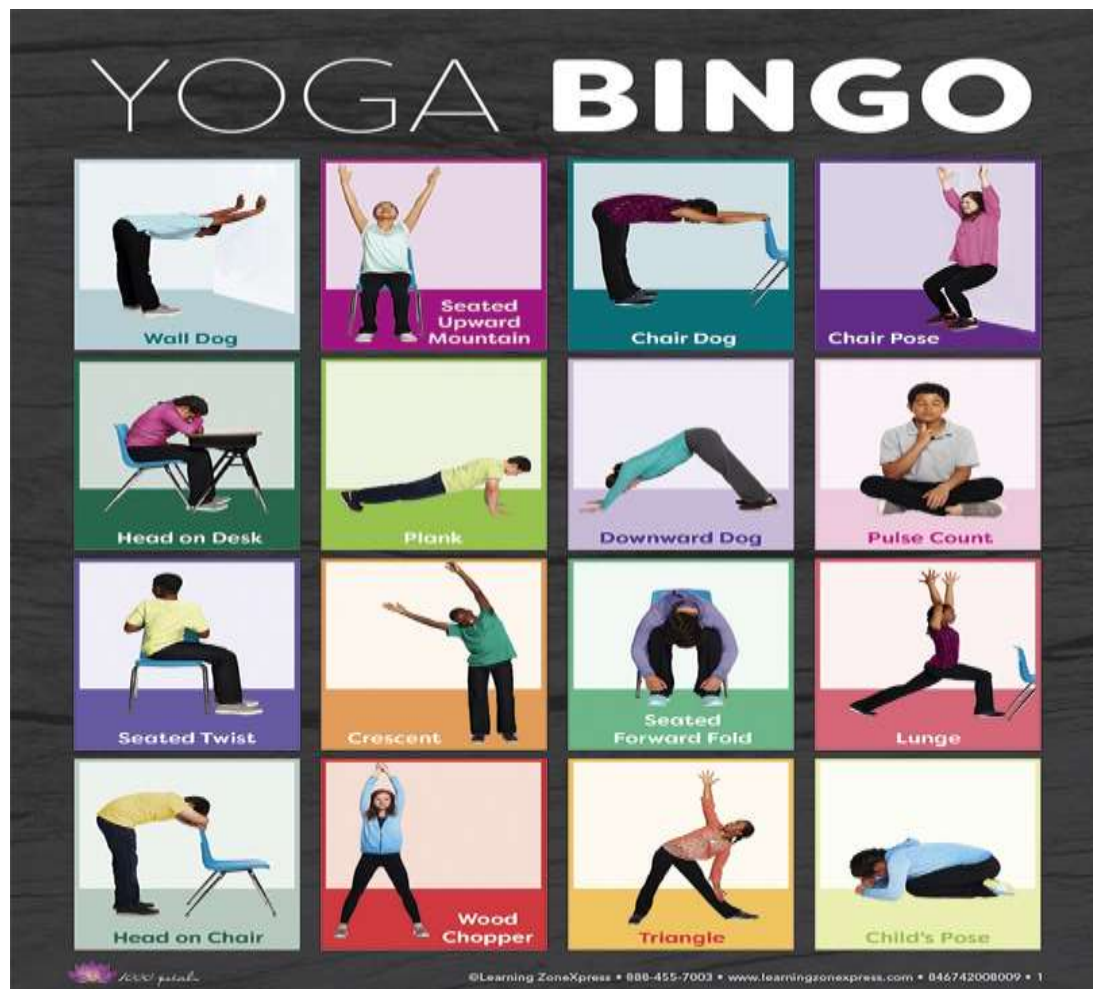
- Old shoebox*
- Coloured paper*
- Pencils*
- Straw*
- Paper*
- Marble*



Directions:

1. Take a shoebox lid and cover the inner part with a coloured paper.
2. Draw the maze with a pencil and paste straws on it.
3. Take another coloured paper and make 2 goals on both the ends.
4. Use a marble to play the game.

Do the below Yoga poses and tick them off. Shout Bingo when all done!





Carry out the below chores and keep ticking them off. Shout Bingo when all done!



Chores Bingo

 Clean closet	 Weed the garden	 Take out trash	 Hang up towel	 Load dishwasher
 Set the table	 Sweep	 Clean the bathroom	 Help cook dinner	 Feed the fish
 Walk the dog	 Pick up LEGOs	FREE	 Fold clothes	 Dust furniture
 Put away groceries	 Make bed	 Rake leaves	 Clean up dog poop	 Vacuum
 Get mail	 Put books away	 Water plants	 Mow the lawn	 Wash the car




Worksheet-1

Count and color correct number of objects

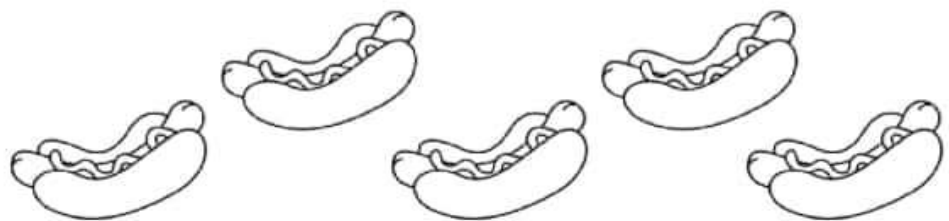
4




3



5



2




1





Worksheet-2

Count the items and write in the box:





Worksheet-3

Count the items and write in the box:





Worksheet-4

Name _____


Write It




Aa



Color It



Trace It.



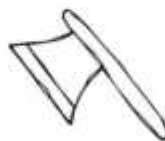
Circle It

Match It

ant



apple



ax



a E I a

a g A K

p A c U

A z S a




All About Bb

Worksheet-5

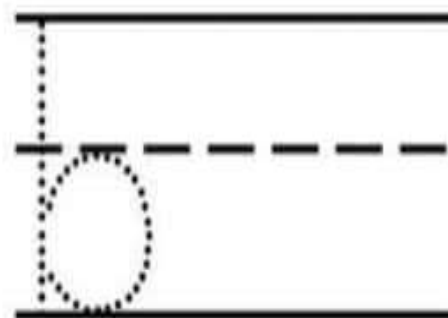
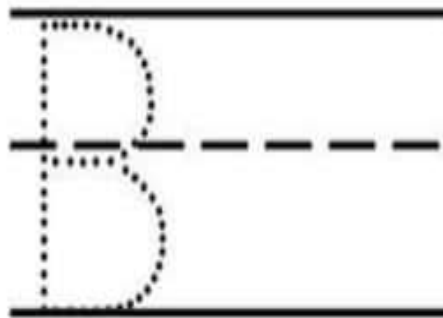
Bb



balloon




Trace and write Bb.



--	--	--	--



Cut out the pictures. Glue **only** the pictures that start with b.





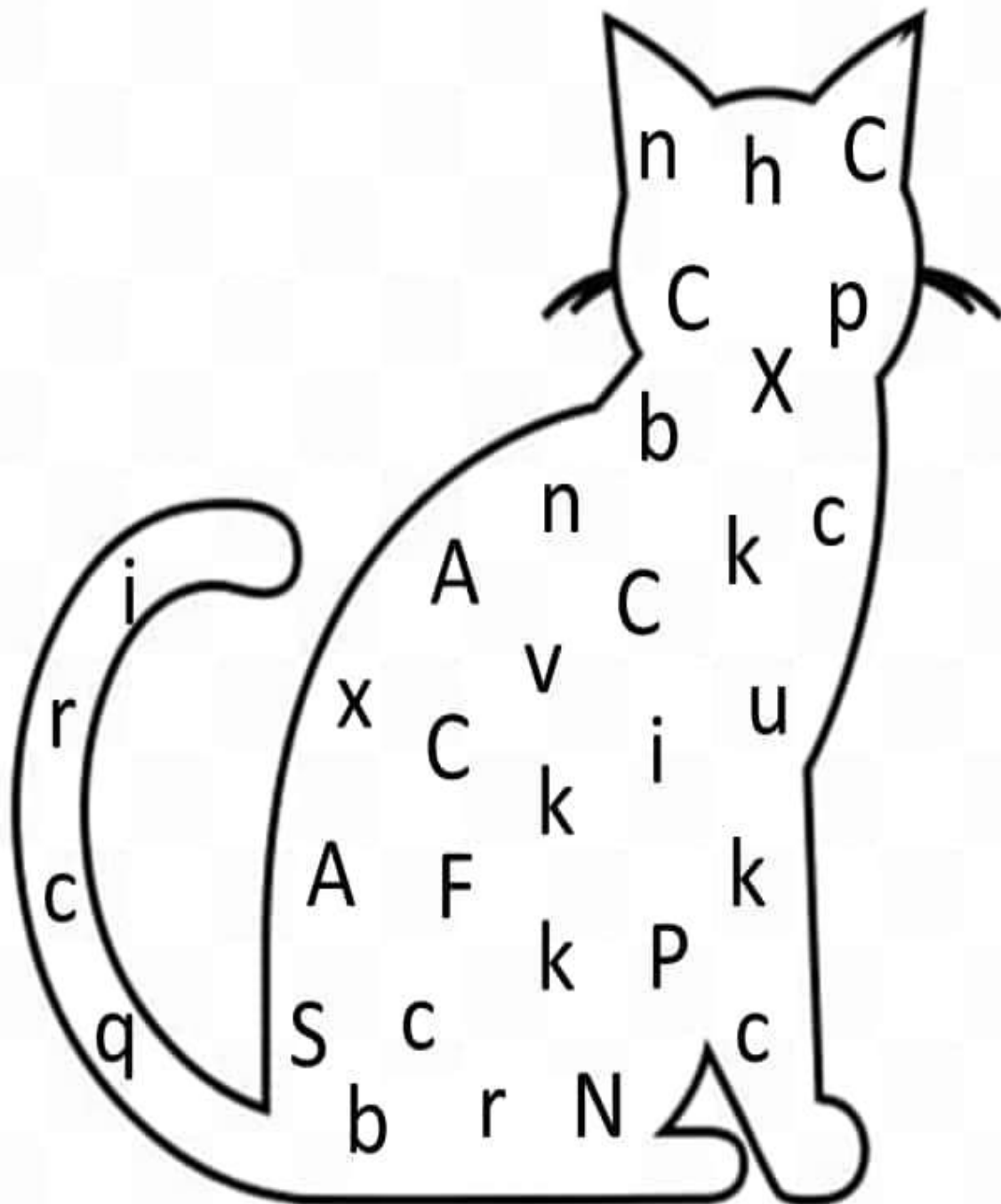
Identify and Circle Alphabet (Cc)

Worksheet - 6

Cc

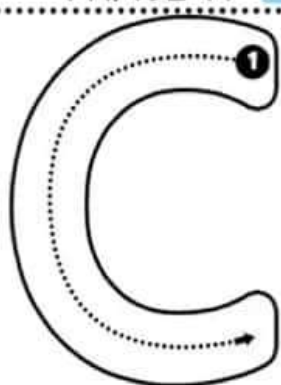


Cat





C



.d
.s
.c
.o





Worksheet-8

स्वर अ में गोला लगाए



अनार



अननस

अ

आ

ऊ

उ

उ

अ

ऊ

अ

अ


आ

स्वर आ में गोला लगाएं

Worksheet-9



आम



आलू

	आ	अ	
आ			आ
उ	अ	ऊ	
ऊ	आ		अ



Please Note:

- 1. Use resources only which are available at home.***
- 2. Printout is optional. Work can be done in fair/practice notebooks.***
- 3. Prepare systematic timetable and follow it.***
- 4. Allow them to complete homework under your guidance.***

***WISH YOU ALL FUN FILLED, SAFE AND
HEALTHY HOLIDAYS!***



STAY HOME STAY SAFE