

Class - II

Student Name: _____



"The holiday season is a perfect time to reflect on blessings and take out ways to make life better for those around us".

Summer vacation is the most awaited time of the year for kids. However, this time it's different due to Covid-19.

We at AVN, understand it very well that presently our proximity to resources is limited.

The objective of holidays homework is to enable kids to work independently and improve their academic and creative skills.

Few suggestions for parents:

1. Make sure you are spending quality time with your kids.
2. Giving them small responsibilities in household chores.
3. Motivate them to read books.
4. Play indoor games.

Please note:

1. Use resources only which are available at home.
2. Print out is optional. Work can be done in fair/practice notebooks.
3. Prepare a systematic timetable and follow it.
4. Allow them to complete homework under your guidance.

Wish you all a fun filled, safe and healthy holidays!





ENGLISH HOLIDAYS HOMEWORK

READING IS TO THE MIND; WHAT
EXERCISE IS TO THE BODY.

GET DREAMY WITH THESE BOOKS!

READ ANY ONE OF THE BOOKS:

1. SUDHA MURTHY- GRANDMA'S BAG OF STORIES
2. THE BRAVEST FISH.
3. 365 PANCHATANTRA STORIES.

NO NEED TO PURCHASE THE BOOKS,
YOU CAN LISTEN TO THE STORIES
AS WELL FROM YOUTUBE.





A.V.N SR. SEC. SCHOOL, SEC-19, FBD.

SUBJECT- ENGLISH GRAMMAR

Nouns

Instructions: Underline the naming words (nouns) in the sentences given below:

1. The Red Fort is in Delhi.
2. The children are going to the school.
3. Ravi has a blue pencil.
4. The grapes are in the basket.
5. I love my parents.
6. Delhi is the capital of India.
7. Venkat and Arjun are best friends.
8. Rocky is my pet dog.
9. Riya will go to Goa during the holidays.
10. Ooty is a beautiful hill station.





Describe the picture in your own words in 5-6 lines. You may give names to the characters as well!



swings, slide, see-saw, children, benches

.....

.....

.....

.....

.....





Write the picture names in the boxes. One is done for you.





TOPIC- ADDITION

Add the numbers and write down the correct answer.

$$\begin{array}{r} 1) \quad \begin{array}{r} 51 \\ + 42 \\ \hline \end{array} \end{array}$$

$$\begin{array}{r} 2) \quad \begin{array}{r} 37 \\ + 42 \\ \hline \end{array} \end{array}$$

$$\begin{array}{r} 3) \quad \begin{array}{r} 42 \\ + 36 \\ \hline \end{array} \end{array}$$

$$\begin{array}{r} 4) \quad \begin{array}{r} 52 \\ + 34 \\ \hline \end{array} \end{array}$$

$$\begin{array}{r} 5) \quad \begin{array}{r} 33 \\ + 35 \\ \hline \end{array} \end{array}$$

$$\begin{array}{r} 6) \quad \begin{array}{r} 27 \\ + 62 \\ \hline \end{array} \end{array}$$

$$\begin{array}{r} 7) \quad \begin{array}{r} 11 \\ + 34 \\ \hline \end{array} \end{array}$$

$$\begin{array}{r} 8) \quad \begin{array}{r} 67 \\ + 12 \\ \hline \end{array} \end{array}$$

$$\begin{array}{r} 9) \quad \begin{array}{r} 34 \\ + 42 \\ \hline \end{array} \end{array}$$

$$\begin{array}{r} 10) \quad \begin{array}{r} 23 \\ + 45 \\ \hline \end{array} \end{array}$$

$$\begin{array}{r} 11) \quad \begin{array}{r} 34 \\ + 25 \\ \hline \end{array} \end{array}$$

$$\begin{array}{r} 12) \quad \begin{array}{r} 42 \\ + 31 \\ \hline \end{array} \end{array}$$





TOPIC- ADDITION

Adding a 2-digit number and a 1-digit number, missing addend, no regrouping

Grade 2 Addition Worksheet

Find the sum.

1. $\underline{\quad} + 4 = 46$

2. $79 + 0 = \underline{\quad}$

3. $\underline{\quad} + 8 = 29$

4. $\underline{\quad} + 5 = 57$

5. $\underline{\quad} + 3 = 17$

6. $82 + \underline{\quad} = 84$

7. $27 + \underline{\quad} = 27$

8. $61 + \underline{\quad} = 64$

9. $38 + 0 = \underline{\quad}$

10. $21 + 3 = \underline{\quad}$

11. $\underline{\quad} + 0 = 67$

12. $29 + \underline{\quad} = 29$

13. $\underline{\quad} + 7 = 27$

14. $40 + 6 = \underline{\quad}$

15. $42 + \underline{\quad} = 47$

16. $\underline{\quad} + 1 = 37$

17. $\underline{\quad} + 4 = 36$

18. $32 + 3 = \underline{\quad}$


19. $\underline{\quad} + 0 = 19$


20. $\underline{\quad} + 2 = 46$








TOPIC- NUMBERS UPTO 1000

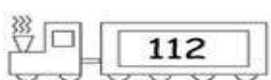
 Spelling Numbers up to 1,000


 Write the following numbers in words


 _____

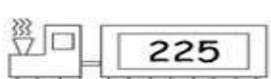
 _____

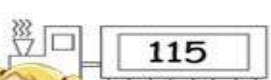
 _____



 _____

 _____

 _____

 _____

 _____

MATHSDIARY.com





TOPIC- NUMBERS UPTO 1000

COMPARING NUMBERS

Use the correct symbol $>$, $<$ or $=$ in between each of the pairs of numbers.

$>$ is greater than	$<$ is less than	$=$ is equal to
$145 > 134$	$145 < 168$	$152 = 152$

- | | |
|-----------------|-----------------|
| 1) 136 ___ 87 | 13) 188 ___ 169 |
| 2) 142 ___ 129 | 14) 128 ___ 131 |
| 3) 153 ___ 153 | 15) 164 ___ 164 |
| 4) 142 ___ 171 | 16) 157 ___ 128 |
| 5) 117 ___ 126 | 17) 99 ___ 101 |
| 6) 139 ___ 153 | 18) 152 ___ 139 |
| 7) 180 ___ 108 | 19) 147 ___ 174 |
| 8) 162 ___ 147 | 20) 116 ___ 108 |
| 9) 79 ___ 103 | 21) 194 ___ 148 |
| 10) 59 ___ 95 | 22) 118 ___ 182 |
| 11) 114 ___ 114 | 23) 155 ___ 137 |
| 12) 105 ___ 150 | 24) 129 ___ 129 |

- In each row below, draw a rectangle around the smallest number and draw a circle around the largest.

- | | | | | | | |
|---------|-----|-----|-----|-----|-----|-----|
| 25) 165 | 38 | 59 | 132 | 109 | 170 | 62 |
| 26) 83 | 114 | 162 | 58 | 91 | 136 | 108 |
| 27) 148 | 161 | 94 | 138 | 183 | 115 | 149 |
| 28) 190 | 172 | 128 | 176 | 118 | 127 | 104 |
| 29) 82 | 103 | 64 | 152 | 37 | 117 | 135 |
| 30) 167 | 127 | 119 | 191 | 146 | 163 | 185 |





विषय. हिंदी

- ‘ ध्यान देने योग्य बातें.
- ‘लेख स्वच्छ एवं सुंदर होने चाहिए।
- ‘अपनी सुलेख माला पुस्तक में पृष्ठ संख्या 1 से 10 तक करें।





कार्य १. शीर्षक: रचनात्मक लेखन सोचो और लिखो

१^० पौधों और पेड़ों की रक्षा कैसे कर सकते हैं ? तीन उपाय लिखो।

२^० अगर पेड़ पौधे नहीं होंगे तो क्या होगा ?

३^० आप किसी भी एक त्योहार के बारे में सोचो जिसके बारे में तुम लिखना चाहते हो। अब लिखने की योजना बनाओ।

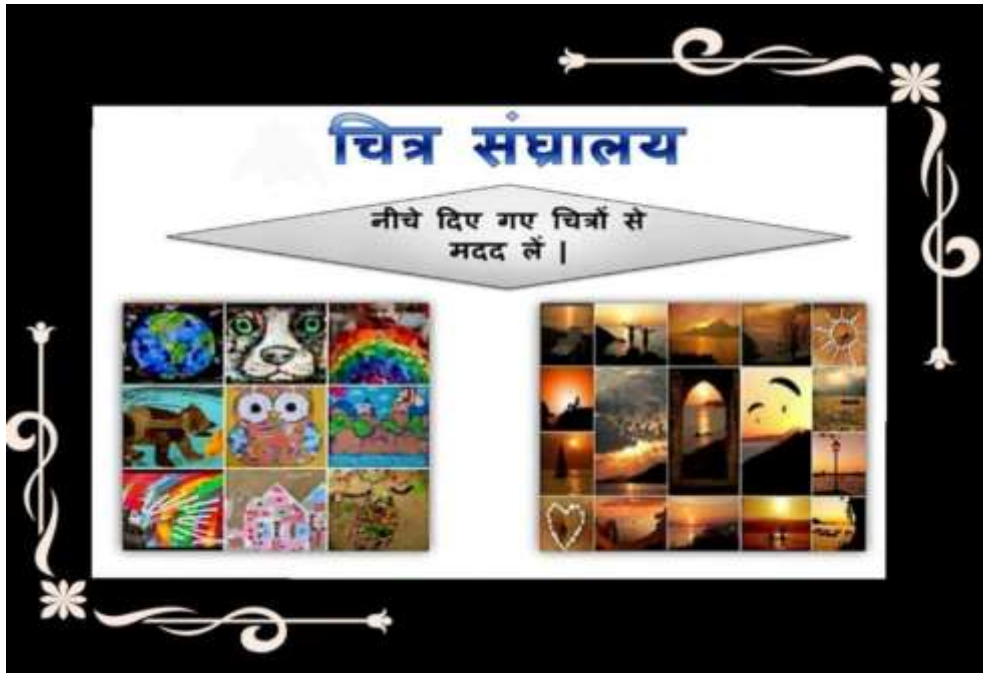
- त्योहार का नाम
- त्योहार में क्या-क्या करते हैं
- त्योहार को और अच्छे तरीके से कैसे बना सकते हैं?





कार्य.२. चित्र संग्रहालय

सुबह सूरज की किरण के संग उठना सेहत के लिए बहुत फायदेमंद होता है। सुबह उठकर लोग क्या.क्या काम करते हैं? आपको अपने आस.पास कैसे नज़ारे देखने को मिलते हैं? अपनी किसी पुरानी किताब या अखबारों से चित्र काटकर चिपकाएं और चार्ट पेपर पर सुंदर सा चित्र संग्रहालय बनाएं।





कार्य.३;अपठित गद्यांश

नीचे दिए गए गद्यांश को पढ़कर प्रश्नों के उत्तर दीजिए।
एक कौए ने मोर के पंख लगा लिए और स्वयं को मोर समझकर मोरों की एक टोली में जा घुसा। उसे देखकर मोरों की टोली ने उसे फ़ौरन पहचान लिया। फिर क्या दूसरे ही पल सारे मोर उस पर झपट पड़े। चोंच मारकर उसे अपनी टोली से दूर भगा दिया। रोता हुआ कौवा अपने घर में वापस लौट आया। उसके अपने दोस्त भी उसकी इस हरकत से नाराज़ हो गए थे। वे भी उस पर टूट पड़े। सारे कौओं ने मिलकर उसके पंख नोच डाले। नकल को अकल कहाँ!

निम्नलिखित प्रश्नों के उत्तर दें।

क. कौए ने किस के पंख लगा लिए थे?

ख. मोरों की टोली ने किसे पहचान लिया?

ग. कौए की हरकत से कौन नाराज हो गए थे?

दिए गए शब्दों से वाक्य बनाएं।

टोली, नकल, मोर, पंख





Subject- E.V.S.

PROJECT



3D model of lungs

* Involve your child in this fun activity for which you will need the following materials:

- * Plastic bottle
- * Straw
- * Elastic band
- * Scissors
- * 3 balloons





Instructions:

- * Carefully cut your bottle to about half the size.
- * Tie a knot in one end of one balloon and cut off the end.
- * Stretch the balloon around the bottom of your plastic bottle.
- * Put a straw in the neck of the other balloon and secure tightly with the elastic band but not so much that you crush the straw. The air must flow through, so test it with a little blow through the straw to see if the balloon inflates.
- * Put the straw and the balloon into the neck of the bottle and secure with the play dough to make a seal around the bottle - make sure that again, you don't crush the straw.
- * Hold the bottle and pull the knot of the balloon at the bottom. You will find that the balloon inside the bottle inflates, and as you let go the balloon deflates.





Activity

3. Little Journalist

Picture for reference



Video link for reference :

<https://www.youtube.com/watch?v=qGfZaEXsIPU>

3. Little Journalist

1. Students will interview the members of their family.
2. Make a questionnaire of minimum 3-4 different questions to be asked to each one of them. Eg – What is your favourite dinner menu? , What do you like to watch on TV?
3. Record a short video of your interview, compile it together and share it with you teacher.





Lesson- Good Food Habits

Worksheet-1

I. Choose the correct word from the help box and fill in the blanks.

wash	meals	health	chew
------	-------	--------	------

1. We should ----- our food properly.
2. Toffees, chips and cold drinks are not good for-----.
3. We should have our----- at fixed times.
4. We should----- our hands before and after meals.

II. Write True or False.

1. We should buy uncovered food. ()
2. Milk is a complete food. ()
3. We have two meals a day. ()





Computer Assignment

Class - 2

Q.1. Match the Parts of Computer with correct picture:

Mouse



Keyboard



Speakers



CPU



Printer



Monitor



Q.2. Write the names of any two machines that need electricity to work:

(a) _____

(b) _____

Q.3. Write the names of two machines that need fuel to work:

(a) _____

(b) _____

Q.4. Write two features of computer:

(a) _____

(b) _____



Q.5. Guess the places and fill where computers are used:

1. Teachers use computer in

S	C		O	O		S
---	---	--	---	---	--	---

2. Officers use computers in

O	F		I		E	S
---	---	--	---	--	---	---

3. Doctors use computers in

H		S	P		T		L	s
---	--	---	---	--	---	--	---	---

4. Bankers use computers in

B	A		K	S
---	---	--	---	---

5. Shopkeepers use computers in

M		L		S
---	--	---	--	---





FUN TIME- BINGO

Complete the activities mentioned in the table and keep ticking them off. Once you are done, colour the table and shout Bingo!

Read a story book	Revise Chapters of English	Dance for ten minutes with your favourite person in the family	Make a sandwich	Draw a beautiful scenery.
Clean up your room	Do makeup of your mother	Take a selfie with your favourite person	Write tables up to 10	Help your mother in the kitchen
Revise My Self	Drink your favourite drink like mango shake	Make a card for your father.	Exercise	Watch your favourite movie.
Play any indoor game with your siblings	Wear your favourite dress	Practice 10 sums of addition.	Sing a song	Play with your toys.

