



Summer Holidays Homework Class-1

Student Name: _____

Sector-19 , Faridabad

Contact info-0129-4037300

+91-971759002



"The holiday season is a perfect time to reflect on blessings and take out ways to make life better for those around us".

Summer vacation is the most awaited time of the year for kids. However, this time it's different due to Covid-19.

We at AVN, understand it very well that presently our proximity to resources is limited.

The objective of holidays homework is to enable kids to work independently and improve their academic and creative skills.

Few suggestions for parents:

1. Make sure you are spending quality time with your kids.
2. Giving them small responsibilities in household chores.
3. Motivate them to read books.
4. Play indoor games.

Please note:

1. Use resources only which are available at home.
2. Print out is optional. Work can be done in fair/practice notebooks.
3. Prepare a systematic timetable and follow it.
4. Allow them to complete homework under your guidance.

Wish you all a fun filled, safe and healthy holidays!





Dear AVNities,

Summer Vacations are synonymous with fun, frolic, getting up late in the morning, spending time with family and watching fun filled shows. But, there is a lot more you can do to make your vacation more interesting and meaningful while still doing all of your favourite things.

Here is a '**Summer Vacation Activity Treasure Box**' just for you.

So, get ready for loads of excitement and learning!





Few suggestions for parents-

1."A Healthy mind live in a healthy Body"

Encourage your child to do some physical activities like Jumping, jogging, yoga rather than being a couch potato.

2. Inculcate reading habits

Encourage your child to cultivate reading habits, here are some links you can use to encourage reading.

[*http://www.magickeys.com/books*](http://www.magickeys.com/books)

3. Communication skills play a pivotal role in grooming the overall personality. Converse regularly with your child, preferably in English.

4.Encourage your child to play indoor games like chess, ludo, carom, scrabble etc.

5.Help your children to become independent by giving them responsibilities. Involve them in small household activities.



6.Inculcate in them good manners, healthy habits and respect for elders.

7.Help to imbibe the feelings of empathy, affection and tolerance in your child. Give them a chance to look after you and their younger brother and sisters.

8.Help your child to improve their handwriting by making them practice every day.



English

- ★ **Revise all the work covered in class till now.**
- ★ **Complete the pages 1 to 10 in your English Cursive Writing book.**
- ★ **Arrange a video call with your friends** where you can use greetings like-Hello, Hi, Fine, Thank You and nice to meet you in your conversation between you and your friends. Write down some conversations between you and your friends in your notebook. Share a screenshot of this video call with your teacher.
- ★ **Do the given worksheets**

Q1. Look at the picture carefully and complete the below with the help of help box.

(fly, colourful , two , like, butterfly)

1.I am a _____.

**2.I have _____
wings.**

**3.I _____ with my
wings.**

4.I _____ flowers.

**5.We all _____
butterfly very much.**



**Q2. Write five sentences about PENCIL.
Draw and colour a picture of pencil as
well.**

1. _____.

2. _____.

3. _____.

4. _____.

5. _____.



Name: _____

What Kind of Noun?

Directions: Read the nouns in the box. Write the nouns into the correct categories.

dog school teacher computer restaurant iguana
hospital catfish nurse pencil cow police station
carpet father girl ladybug eyeglasses theatre
chicken library barber shoe butcher toothbrush

person

1
2
3
4
5
6

place

1
2
3
4
5
6



thing

1
2
3
4
5
6

animal

1
2
3
4
5
6













All about me book

- Involve your child in making 'All about me' book.
- Provide old magazines or newspapers and with your assistance ask them to cut and paste pictures on pages with the following headings:
 - Food I like
 - Places I like to visit
 - Toys I play with
 - Outdoor/indoor games I like to play
 - Favourite cartoon character
 - Favourite colour
- Let them draw their self-portrait on the cover page.

Mathematics


- ★ Revise all the work till now.
- ★ Learn and write table 2 to 5 in your practice notebook.

MATHS ABOUT ME !

<p>THIS IS ME</p>  <p>I AM IN CLASS</p>	<p>MY FIRST NAME IS</p> <div style="border: 1px solid black; height: 20px; width: 100%;"></div>	<p>THERE ARE</p>  <p>LETTERS IN MY FIRST NAME.</p>	 <p>I AM</p>  <p>YEARS OLD.</p>
<p>MY LAST NAME IS</p> <div style="border: 1px solid black; height: 20px; width: 100%;"></div>	<p>THERE ARE</p>  <p>LETTERS IN MY LAST NAME.</p>	<p>THERE ARE</p>  <p>MEMBERS IN MY HOUSE.</p>	<p>I HAVE</p>  <p>BROTHERS AND SISTERS.</p>
<p>MY MOTHER'S /FATHER'S PHONE NUMBER IS</p>  <div style="border: 1px solid black; height: 20px; width: 100%;"></div>	<p>I HAVE</p>  <p>PETS IN MY HOUSE.</p>	<p>I HAVE</p>  <p>TEETH.</p>	<p>MY FAVOURITE NUMBER IS</p> <p>0 1 2 3 4 5</p> <p>6 7 8 9 10</p> <div style="border: 1px solid black; height: 20px; width: 100%;"></div>

Mental Maths

2. How many of your little fingers will fit across this page?



- a. Sunday

- b. Monday
-

5. How many eyes does this happy face have?



6. Add 3 to 2.



7. How many altogether?

8. Take away 2 eyes. How many are left?

9. Colour every third box.

--	--	--	--	--	--

10. How many of them are coloured?

11. Join the dots to make a square.

12. Is your hand longer than your pencil? Write 'Yes' or 'No'.

13. What day was it yesterday?

14. Write the numeral nine.

15. If the monster shut four eyes, how many eyes would be left open?



16. Add 2 to 2.

17. How many girls are there?



18. How many boys are there?

19. How many altogether?




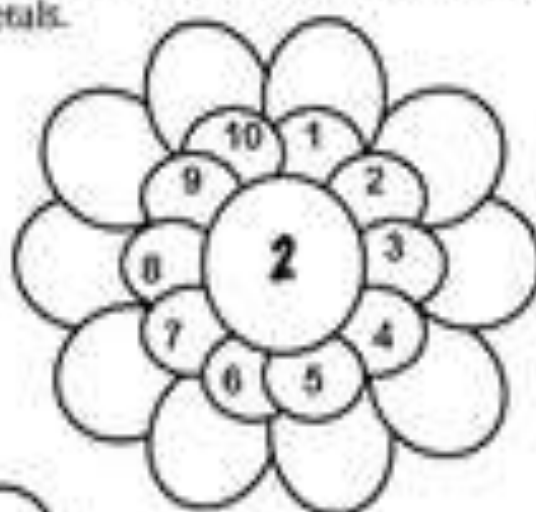
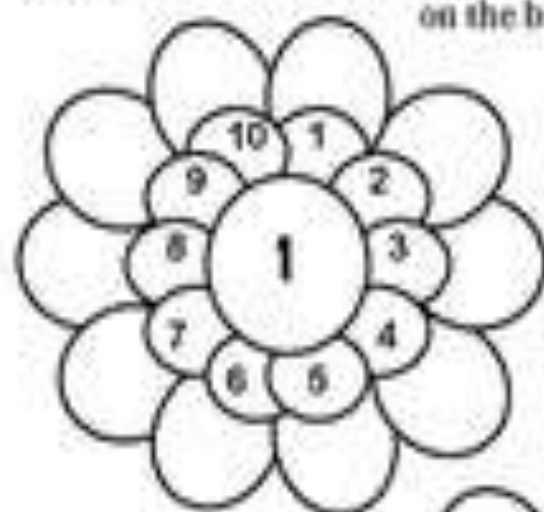
20. Colour every second box.
How many of them are not
coloured?

--	--	--	--	--	--

Name _____ Date _____

Flower Power

Multiply the center number with the middle number. Write the products on the big petals.



हिन्दी

★ आ, इ, ई, उ, ऊ की मात्रा के दस
शब्द लिखिए और उनके वाक्य
बनाइए।

★ प्रतिदिन पुस्तक पठन का अभ्यास
करें।

★ हिन्दी में अपना नाम लिखना
सीखें और उसका अर्थ जाने।

★ हिन्दी सुलेख पुस्तक सुनहरे मोती
के पृष्ठ 1 से 10 तक करें।

प्र.1.) वर्ग पहेली में कुछ फल और सब्जियों के नाम दिए गए हैं | उन्हें दूढ़ कर उस में रंग भरें और नीचे लिखें

इ	अ	म	भिं	डी	य	की	वी	अ	र	बी
ह	ना	श	पा	ती	ड	ध	आ	म	त्र	क
प	र	म	ल	अ	ना	ना	स	रु	बे	ज
ल	अ	द	र	क	खी	चु	कं	द	र	फ
गो	य	ठ	सं	त	रा	ली	ची	जा	ची	कू
भी	उ	ग	के	च	ल	से	ब	मू	ली	म
र	क	रे	ला	व	त	बैं	ग	न	ब	य

फल

सब्जी

1	1
2	2
3	3
4	4
5	5
6	6
7	7
8	8
9	9
10	10
11	11
12	12

चित्र देखकर दिए गए शब्दों की सहायता से खाली स्थान भरिए :



तितलियाँ

कार

उपवन

गेंद

झूला

1. में बच्चे खेल रहे हैं ।
2. एक लड़की झूल रही है ।
3. दो गुलाबी रंग की उड़ रही है ।
4. टोपी पहना एक लड़का से खेल रहा है ।
5. पीली टोपी पहना लड़का में बैठा है ।



EVS

Revise all the work done till now.

★ Create/Display a science project experiment -

Look at the given video to get an innovative idea. Copy the given link on the web browser and let the fun begin. Click your pictures and make your video while doing the experiment and send it to your class teacher.

<https://youtu.be/SyfpaXZVwj0>



Small family



Big family

Look at the picture above and write three lines about your family.

- _____
- _____
- _____



Complete the below tasks and shout – BINGO

Give a hug to your mom and dad.	Sing a song and act on it.	Massage your hair.	Sing a prayer.
Jump 10 times.	Clean your bookshelf.	Tell your favourite season and why?	Drink a glass of water.
Find something orange in colour.	Look at yourself in mirror & make a victory sign	Hop like a frog 5 times	Wash your hands properly.
Tell your favourite food and why?	Draw a circle and colour it blue.	Give a high five to your grandparents /parents.	Search the meaning of your name.