



ADARSH VIDYA NIKETAN

SENIOR SECONDARY SCHOOL

HOLIDAYS' H0mew0rk 0F CLAss-II (2019-20)

NAME: _____



Summer, Summer

Time for fun

We run all day,

in the hot, hot sun

Summer, Summer

Jump in the pool

Eat a lot of ice-cream

To keep cool

Enjoy! Summer Vacation

Dear Parents

The most awaited vacations of the year are around the corner. It is a wonderful time to relax, enjoy ice-creams and spend quality time with our families. At the same time, it is a time to revise the work done in the previous months. Here are some suggestions to make the vacation a memorable one.

- Play with them, tell them stories and talk to them about their problems, aspirations etc.
- Tell them anecdotes and share your experiences about summer vacations when you were in school and give them a glimpse into your childhood.
- Help them set and achieve goals for self-improvement and motivate them by your own active participation (for example managing anger, meditating for calmness, cycling and yoga for fitness)
- Encourage them to read, dance, paint and sing. Motivate them to pursue a hobby.
- The homework assignments and activities are designed to help the students explore their own creativity as they attempt each of the fun-filled subject enrichment activities. Help them to create something truly magical in the process.
- Focus and develop an effective diet routine for your child and always remind him/her to stay hydrated by drinking a lot of water and fluids.
- Talk to your child about the bigger purpose of their life and life skills. Cultivate positive perspective towards life. I hope that these suggestions would help to cement the bond between you and the children as well as help us to work as partners in shaping an extraordinary future for our kids.

Dear Students

June is upon us again and for our little scholars like you, it means a time to recharge your batteries while eating ice creams and mangoes to beat the heat. Here are some more suggestions that we feel will make your vacation more enjoyable:

1. Try to take up a summer activity like swimming, dancing etc. Spend some time doing yoga, exercise, meditation etc. for mental health and physical fitness.
2. Read comics like Amar Chitra Katha, Diamond Comics etc. to come to know more about Indian mythological and historical tales. Read the newspaper daily.
3. Help your parents in the kitchen and make some special healthy summer treats like mango panna, lemonade etc.
4. Under Parental supervision, students can make use of apps like Word Search, 4 Pics One Word, Word Cookies etc. to enhance their vocabulary instead of wasting their time on social networking sites or playing computer games.
5. Try to converse in English with your parents, siblings, friends and relatives, as it will improve your proficiency in this international language.
6. Plant a sapling and watch it grow.
7. Watch animated English classics like Frozen, The Beauty and the Beast etc. and English news.
8. Improve your handwriting by practicing daily.
9. Ensure a time limit (maximum 1 hours) for watching TV or playing computer games.
10. Do not waste your precious time in surfing internet and visiting social networking sites like FB, Twitter etc.
11. Revise all the previous work done in class.

May you be in the best of health spirits when you come back in July.

ENGLISH

All project work is to be done according to roll no. on A3 sheets. Draw /paste pictures of :

Roll No. 1 – 5: Kinds of Nouns

6 – 10: Verbs

11 – 16: Simple Present Tense (is/ am/are) (Write sentences using helping verbs)

17 – 22: Joining words (conjunctions)

23 – 28: Preposition (in , on)

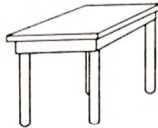
29 – 33: Describing words (adjectives)

ARTICLES

Do you use 'a' or 'an' before these words?

Write your answers in the given spaces.

(i) _____ table



(ii) _____ inkpot



(iii) _____ telephone



(iv) _____ envelope




(v) _____ train



(vi) _____ pencil



(vii) _____ insect



(viii) _____ mask



Fill in the blanks using 'A', 'An' or 'The' as required :

1. Draw _____ map of India.
2. _____ Himalayas are _____ highest mountains in _____ world.
3. _____ umbrella was found outside _____ door.
4. Have you ever seen _____ ox ?
5. Have you read _____ Bible ?
6. We found _____ empty box.



VERBS (DOING WORDS)

The words which show an action are called as Doing-Words or Verbs. Examples of doing-words are play, study, walk, talk, sleep, run, etc.

1. Find the verbs from the list of words given in the box.

Sweet, Run, Amit, Talk, Played, Lovely, Eat, Pray
John, Mohini, Draw, Laugh, Smile, Aditya, Sonam, Delhi

The verbs in the box are

- | | |
|-------------|--------------|
| (i) _____ | (ii) _____ |
| (iii) _____ | (iv) _____ |
| (v) _____ | (vi) _____ |
| (vii) _____ | (viii) _____ |

2. Write the doing-words by looking at the pictures given below. The first one has been done for you.



(i) Exercise



(ii) R__d__



(iii) B__u__h



(iv) J__m__



(v) S__a__d



(vi) K__c__



(vii) F__y



(viii) R__n

D. How do these animals cry? Match the columns.

1. A



chatters.

2. A



chirps.

3. A



barks.

4. A



neighs.

5. A



roars.

6. A



mews.

E. Circle the verb in the bracket that will complete the sentence.

1. Cows (give / put) us milk.

2. The sun (thinks / sets) every day.

3. Goats (eat / drink) grass.

4. Those people (come / sleep) to the park every morning.


5. Plants (need / jump) sunlight and water.

6. Cats (eat / drink) milk.

7. A circle (is / are) round.

8. A cock (squeaks / crows) every morning.

9. A frog (lays / plays) eggs in the water.

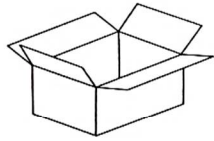


ADJECTIVES (DESCRIBING WORDS)

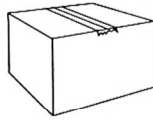
The words which describe something are called as Describing-Words or Adjectives.

e.g. big, small, tall, short, young, old, good, bad, beautiful, ugly, etc

Look at the pictures given below.



A Open Box



A Closed Box



A Happy Face



A Sad Face



A Fast Bus



A Slow Snail



A Big Tree



A Cold Ice

. Write the adjectives below into the correct column.


Hard, Sad, Angry, Tiny, Rough, Purple, Spicy, Scared, Lonely, Round, Confused, Sour, Excited, Sweet, Bitter, Oily, Large, Salty

Things	Feelings	Tastes
_____	_____	_____
_____	_____	_____
_____	_____	_____
_____	_____	_____

Underline the adjective in each sentence.

- (i) The boy played with his green kite.
- (ii) The wet dog was playing in the water.
- (iii) We saw the funny clown play guitar.
- iv) The red apple had a worm inside.
- (v) It was a clean pond for the animals.

There are four main directions— North, East, South and West. Look at the picture carefully.



Fill in the blanks by choosing correct directions:


1. The boy is facing the rising sun. The sun rises in the
2. The back of the boy is towards the
3. The sun sets in the in the evening.
4. The left hand of the boy points to the
5. The right hand of the boy points to the

MATHS

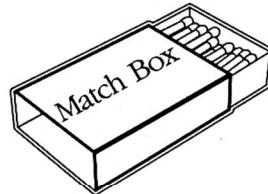

- Make an Abacus showing ones and tens. Put some beads in both rods (spikes and write no. and number name under the rods)
- Solve the following worksheets

8 Tick (✓) on ○ (Circle) shapes and cross (✗) on □ (Rectangle) shapes


(i)



(a)



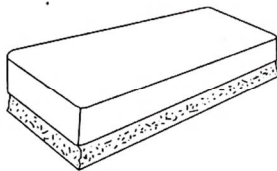
(b)



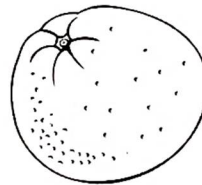
(c)




(ii)




(a)



(b)




(c)



(iii)




(a)



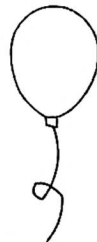
(b)




(c)




(iv)




(a)



(b)



(c)



1. Write each of the following in standard form. One has been done for you.

		T	O
(a)	5 tens and 7 ones =	5	7
(b)	6 tens and 9 ones =		
(c)	8 tens and 3 ones =		
(d)	9 tens and 2 ones =		
(e)	7 tens and 7 ones =		



2. Circle the larger number:

(a) 35, 53

(b) 19, 18

(c) 78, 82

(d) 9, 29

3. Circle the smaller number:

(a) 6, 9

(b) 13, 11

(c) 47, 58

(d) 99, 91

4. Fill in the blanks:

Just before Number Just after

(a) 39

(c) 91

(e) 69 71

Just before Number Just after

(b) 60

(d) 88 90

(f) 45 47

5. Write the number names of the following:

(a) 11

(b) 17

(c) 46

(d) 58

(e) 79

(f) 22

6. Rearrange from the smallest to the largest:


(a) 19, 29, 9, 90

(b) 65, 63, 50, 52





Colour the figures with the help of instructions given in each part

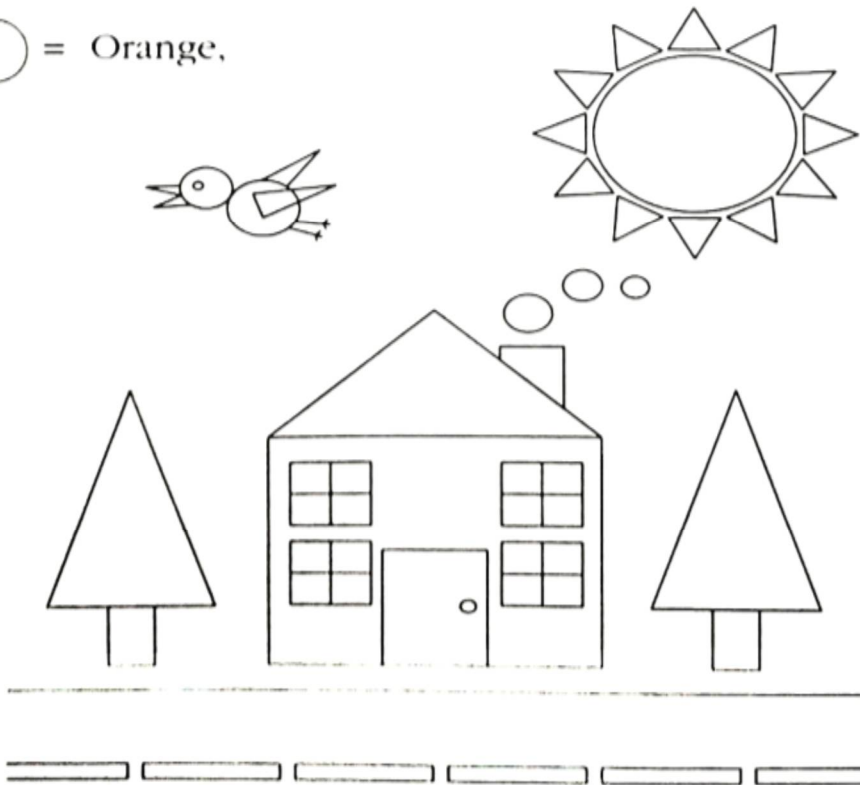
(i)

 = Red,  = Blue,  = Yellow,  = Green



(ii)

 = Blue,  = Green,  = Red,
 = Orange,



E.V.S PROJECT WORK

1. Roll no. 1 to 5: Make flash cards of different parts of a plant. (size 4" x 4")
2. Roll No. 6 – 10: Make a model of any type of a house
3. Roll no. 11 to 15: Make a collage of different living and non living things
4. Roll no. 16 to 20: Collect pictures of different places of worship and paste them on a chart paper
5. Roll no. 21 to 25: Make a chart on A3 size pastel sheet of different modes of transport
6. Roll no. 26 to 30: Make flash cards of different animals living in different places
7. Write the answers in the worksheets.

A child's first school is his/her family. We learn many things from our family because we are close to them.

Our family members are related to one another by different ways.
Example: Brother – sister, mother – daughter and husband – wife.

The habits or faces of family members resemble to each other.

Each family has its own customs.

Answer the following questions.

- (a) How many members are there in your family?

- (d) What do we call 'our first school'?

2. Choose the correct option.

- (a) We feel safe and happy in a _____.

(i) hotel (ii) road (iii) home

- (b) My _____ is the head of my family.

(i) mother (ii) father (iii) grandfather

- (c) My _____ tell me my ancestral stories.

(i) teachers (ii) grandparents (iii) friends

- (d) I live in _____ family.

(i) joint (ii) single-parent (iii) nuclear

3. Complete the following.

- (a) My father's father is my _____

I call him _____

- (b) My mother's father is my _____

I call him _____


- (c) My father's sister is my _____

I call her _____

- (d) My mother's brother is my _____

I call him _____

Read the clues and fill in the crossword.



Across

2. Your mother's husband.
6. Your father's brother.
8. A boy who shares your parents.
9. Your mother's father.

Down

1. Your father's mother.
3. Your father's wife.
4. A girl who shares your parents.
5. Your father's sister.
7. Your aunt's child.

OUR FOOD

A. Tick (✓) the correct option :

1. Food makes us _____.
a. healthy ☐ b. sick ☐ c. ill ☐
2. _____ is the first meal of the day.
a. Lunch ☐ b. Breakfast ☐
3. Those who eat fish and meat are called _____.
a. non-vegetarians ☐ b. vegetarians ☐ c. both ☐
4. Fruits and vegetables are obtained from _____.
a. animals ☐ b. plants ☐ c. both ☐

B. Fill in the blanks :

1. _____ food protect our body from diseases.
2. A balanced diet makes us _____.
3. We should drink _____ of water throughout the
4. We should eat slowly and chew the food _____

C. Write 'T' for true and 'F' for false statements :

1. Food makes us healthy.
2. We eat lunch at night.
3. Milk is necessary for children.
4. We should eat many times.

D. Answer these questions :

1. How does water help us ?

2. Write any two good eating habits.

3. What is a balanced diet ?

HINDI

- viuh fgnh dh mRrj i qLrdk ea nl oLrvka ds fp= fpidkvka uhps muds uke vks fo'kSkrrk fy[kka ts & Aph ehukj] gjk iRrk] l qj cPpk vkfnA
- vius vkl & ikl ns[kka rfga , d h vusd oLrq; fn[kkbz naxh ftuea , d vks vusd nksuka l kfk&l kfk gkrs ga ts & gekjk gkfk& bl ea , d vxBk vks pkj mxfy; ka ga bl h izdkj iM+ea , d ruk vks vusd 'kk[kk,; o iRr; k; gksh ga , d sgh dN oLrvka ds fp= viuh mRrj i qLrdk ea fpidkvka

भाषा

1. सही उत्तर पर सही (✓) का चिह्न लगाइए-

क. एक लेखक कहानी लिखते समय भाषा का कौन-सा रूप प्रयोग करता है?

- (i) लिखित ☐ (ii) सांकेतिक ☐ (iii) मौखिक ☐

ख. अध्यापिका आपको बोलकर पढ़ा रही हों, तब भाषा के कौन-से रूप का प्रयोग होता है?

- (i) मौखिक ☐ (ii) सांकेतिक ☐ (iii) लिखित ☐

ग. किसी के कान में कुछ कहना भाषा का कौन-सा रूप है?

- (i) मौखिक ☐ (ii) लिखित ☐ (iii) सांकेतिक ☐

ड. जब टेलीफोन पर बात करते हैं तो भाषा के किस रूप में करते हैं?

- (i) मौखिक ☐ (ii) सांकेतिक ☐ (iii) लिखित ☐

2. रिक्त स्थान भरिए -

क. बोलकर विचारों का आदान-प्रदान करने वाली भाषा _____ कहलाती है।

ख. विचारों को लिखकर प्रकट करने वाली भाषा _____ भाषा कहलाती है।

ग. संकेतों का प्रयोग करके विचारों या भावों को प्रकट करने वाली भाषा _____ कहलाती है।

घ. भारत की राष्ट्रभाषा _____ है।

ड. उड़ीसा में _____ भाषा बोली जाती है।

3. सही वाक्य पर (✓) सही तथा गलत वाक्य पर गलत (x) का चिह्न लगाइए -

ख. भाषा के तीन रूप होते हैं। ☐

ग. बोली एक सीमित क्षेत्र तक सीमित होती है। ☐

घ. पंजाब के लोग पंजाबी बोलते हैं। ☐



4. बोलकर उत्तर दो -

क. संज्ञा किसे कहते हैं ?

.....

5. दिए गए वाक्यों में संज्ञा शब्दों पर गोला लगाओ -

क. अमन आज विद्यालय नहीं गया।

ख. सुनीता ने एक सेब खाया।


ग. आज बहुत गरमी है।

घ. ताजमहल आगरा में है।

ङ. अच्छाई की जीत और बुराई की हार होती है।

च. किसान अपने खेतों में काम कर रहा है।

छ. राघव फुटबॉल खेल रहा है।



6. संज्ञा शब्द लिखकर वाक्य पूरे करो -

क. गरम है।

ख. हमारे देश का नाम है।

ग. के पंख बहुत सुंदर होते हैं।


घ. को फूलों का राजा कहा जाता है।

ङ. कुत्ता और खाता है।

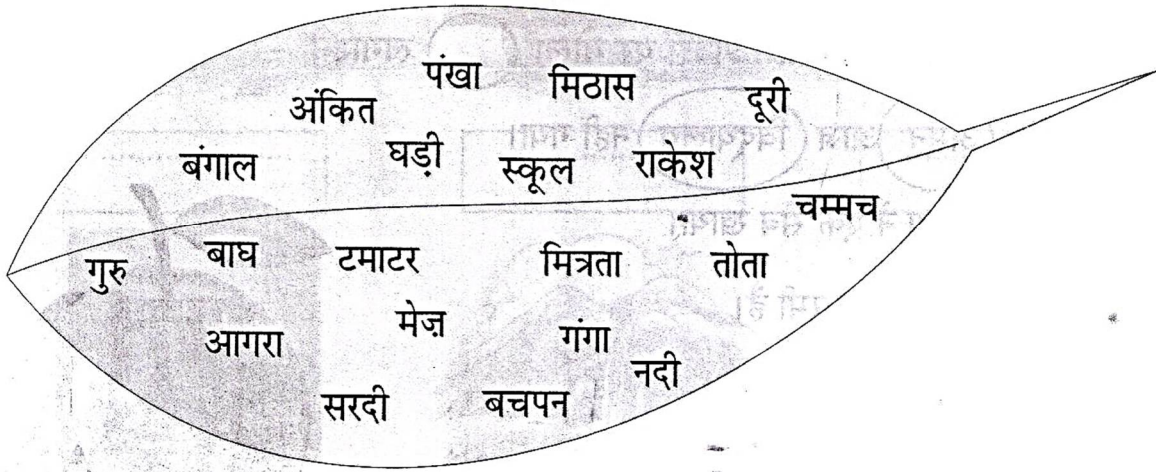
च. हम लोग पढ़ना-लिखना सीखने के लिए जाते हैं।

छ. जंगल का राजा कहलाता है।

ज. जंगल में रहता है।



7. नीचे दी गई पत्ती में कुछ नाम लिखे हैं। इन नामों को सही खाने में रखो -



व्यक्ति	वस्तु	स्थान	भाव
.....
.....
.....
.....
.....

8. लिखो -

क. तीन व्यक्तियों के नाम -

.....

ख. तीन प्राणियों के नाम -

.....

ग. तीन वस्तुओं के नाम -

.....

घ. तीन भावों के नाम -

.....

COMPUTER

- Make flash cards of parts of a computer. (size 15cm X 15cm)
- Learn all the syllabus upto ch-3.

===end===