



**ADARSH VIDYA NIKETAN**  
**SENIOR SECONDARY SCHOOL**  
**HOLIDAYS' HOMEWORK FOR BLOOMZ (2019-20)**

---



*Summer, Summer  
Is Almost here  
Time for Fun  
And Swimming Gear  
Trips to the Beach  
Are always Fun  
Along with baseball  
And games where we run  
Summer, Summer  
Is almost here  
I can hardly wait  
Let's have a big Cheer!!!*

---

*Note: Summer Vacations begin from: 20 May, 2019  
School Re-opens on: 01 July, 2019*

*Name: \_\_\_\_\_ Class & Section: \_\_\_\_\_*

## Dear Parents

*We hope the children enjoyed their first spell in school as much as we enjoyed getting to know them. The school is a second home. Hope our children have started feeling at home in school by now.*

**SUMMER VACATION** is round the corner. It brings a respite from the sweltering heat, an ocean of time to relax & rejuvenate, to pursue hobbies and to spend time with dear ones. This period can be utilised to instil the virtues of 'Care & Share', 'Self-Help', 'Learn from the Environment' and 'Cleanliness is next to Godliness'. Give your child the ultimate gift of time. Children learn by examples. If you set a good example for them by spending quality time together, children will feel more secure, confident and responsible. You can play games, read books, cook or bake together.

*To keep our little ones indoors in the sweltering heat and to utilize their time with constructive and creative activities, we are sending a few assignments that would help the children get a grasp of the work done in the school. Wishing you and your ward an exciting, enriching and exhilarating vacation.*

Explore Nature: Take your child for morning walk, count trees, cars, stones, flowers, etc. while going for a walk.


Sharpen Memory: Put a few things on a tray show the tray to your child for a while and then cover the tray. Ask your child to name the objects which were on the tray. This activity will help in enhancing the memory and vocabulary of your child.

'Books Can Be Our Best Friends' Reading time: Reading story books enhances Language and Vocabulary development. Make bed time reading a regular practice with your child (with pictures and large text). After reading stories ask questions like "Did you like the Story?" "Who was your favourite character in the Story?"


# PERSONALITY DEVELOPMENT

- ❖ Inculcate following 'Life skills' in your child to help Him / Her become independent.
  - Keeping his / her belongings back in their place
    - Buttoning his/ her shirt
    - Zipping and unzipping
    - Proper toilet training
  - Arranging shoes in the shoe rack
  - Filling the water bottles.
- ❖ Imbibe 'Social Skills' in your child. Encourage your child to....
  - Greet with a smile when someone comes to the house
  - Converse feely with visitors, relatives coming over to the house
  - Speak politely and share with peers.
    - Sit at the dining table with the family to eat meals using proper table manners.
    - Share toys, colours with siblings
    - Respect and help the elders at home
    - Water the plants
- ❖ Using the magic words '**I'm Sorry, Please, Excuse Me!, Thank You, May I ?**'  
Let's Converse in English
  - May I go to the washroom?
  - May I open / close my tiffin / bottle?
  - I am hungry. Please give me food.
  - I have finished my work / food
  - I'm thirsty. May I drink water?

Draw stars inside the cloud using white wax crayon. Paint the cloud with dark blue paint. See how the stars magically appear.




Trace over the dotted lines. Then, colour the Sun in bright yellow.






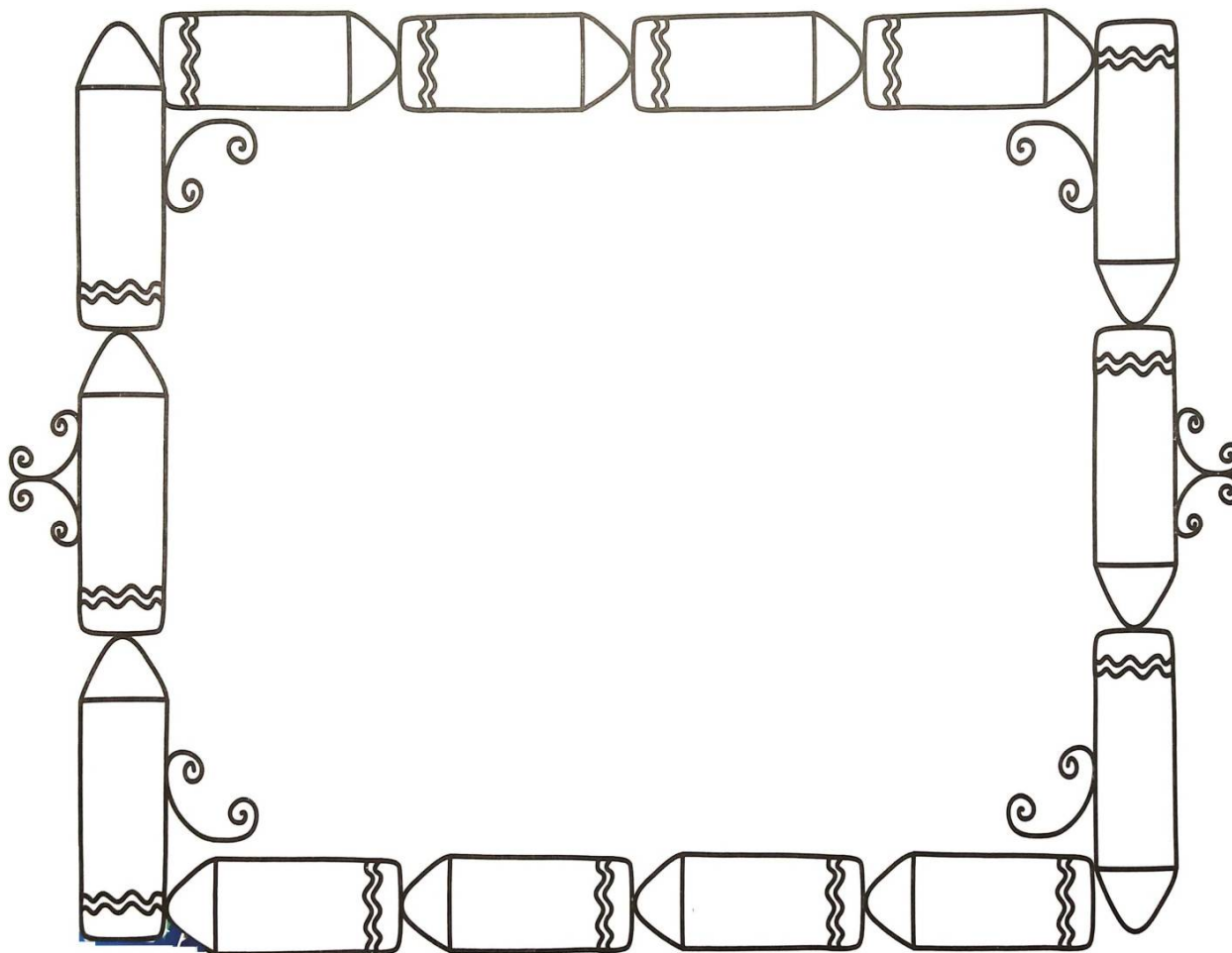
Paint Humpty Dumpty's wall. Dip sponge in paint. Dab it all over the wall.



**Tear different coloured papers into tiny bits. Spread glue on the butterfly's wings. Paste paper pieces on the wings.**




Colour the frame given below with crayons and paste a photograph of your family in the centre.







Pick up your colourful crayons and colour the picture below.



The clever mouse has set the jungle king free! Colour this happy picture.



Colonel Haathi is wondering what is standing next to him! Join the dots from A to Z to see what you get...



Happy Holidays